



Public Release Spring 2024 Propensity Update

Youth Poll Study Findings

SLIDES ONLY
NO SCRIPT PROVIDED

CLEARED
For Open Publication
Mar 27, 2025

10
Department of Defense
OFFICE OF PREPUBLICATION AND SECURITY REVIEW

25-P-0560

Fielded:
Dec 2023–Jun 2024



Published:
Jan 2025



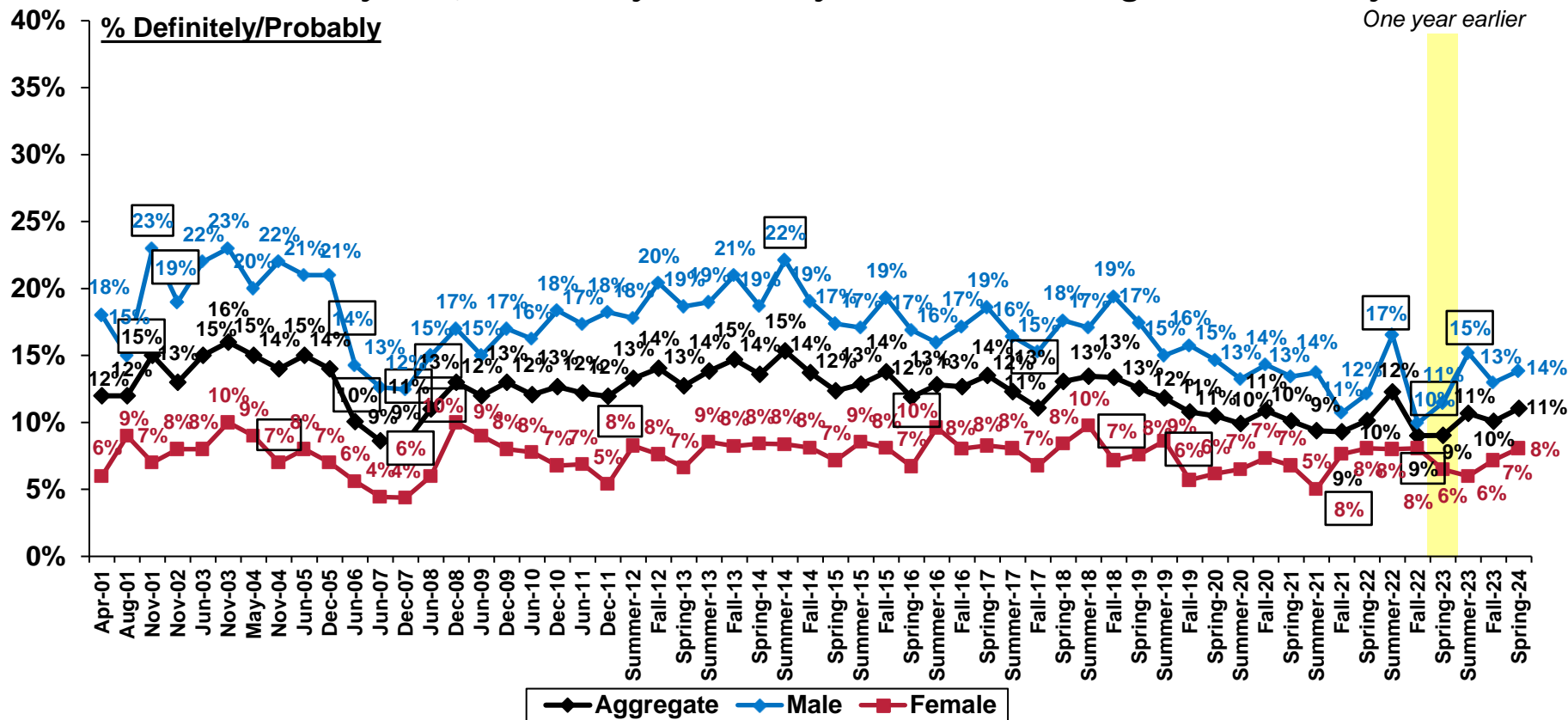
General Military Propensity

General Military Propensity

By Gender

- Military propensity remained stable from Fall 2023 to Spring 2024 (11%).

In the next few years, how likely is it that you will be serving in the Military?



Note: Youth ages 16–21. Estimates are charted to precise values. Labels are rounded to the nearest whole percent.

Source: DoD Youth Poll



□ = Significant change from previous poll

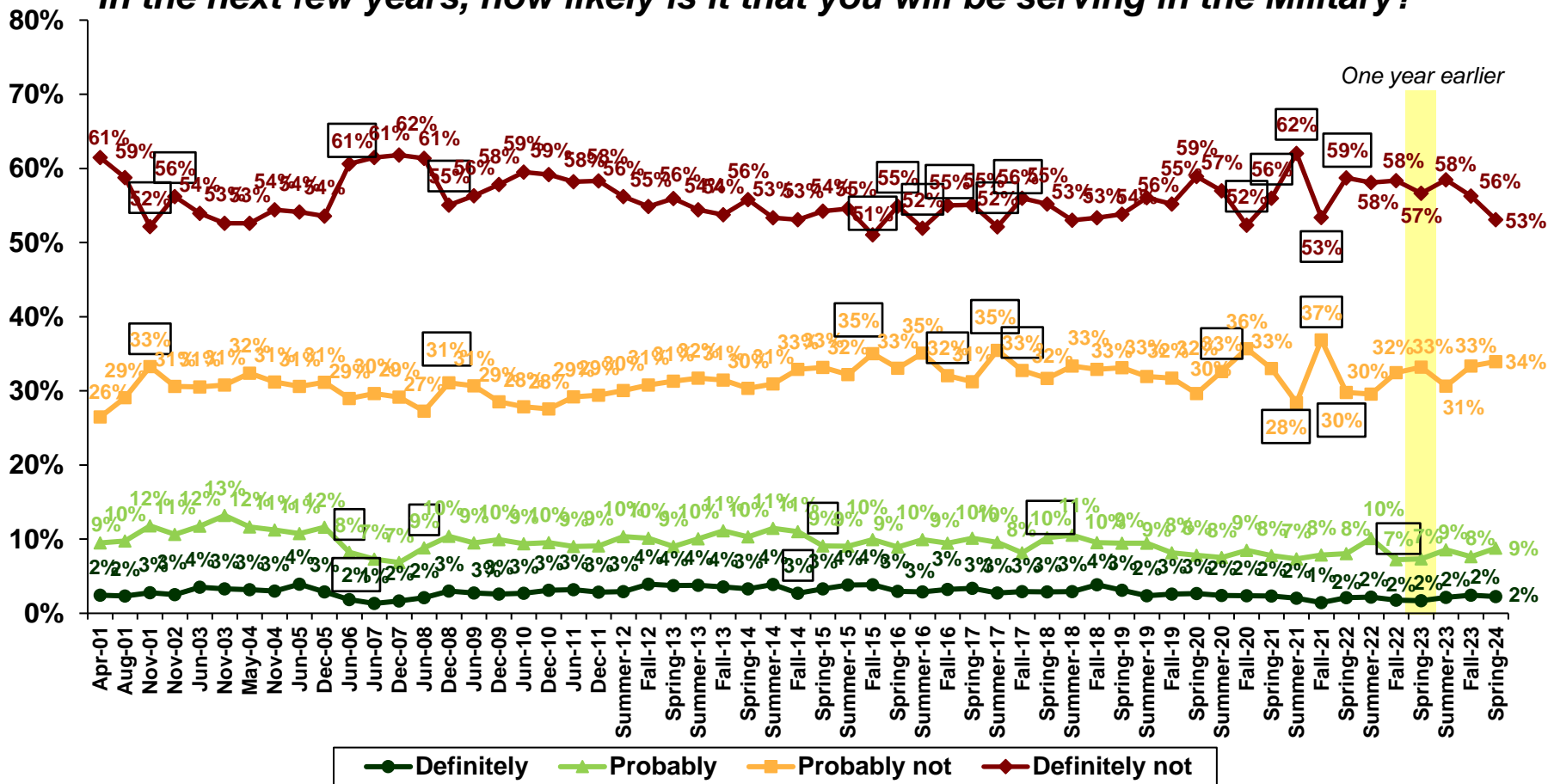
Question: FPP9: "In the next few years, how likely is it that you will be serving in the Military?" Response options: Definitely, Probably, Probably Not, Definitely Not

Note: Survey items were developed prior to Executive Order 14168 "Defending Women from Gender Ideology Extremism and Restoring Biological Truth to the Federal Government" and used the term "gender" interchangeably with "sex" to describe males and females. Future survey items will collect data using a question that asks about participant sex with response options "Male" and "Female."

General Military Propensity

By Response Option

In the next few years, how likely is it that you will be serving in the Military?



Note: Youth ages 16–21. Estimates are charted to precise values. Labels are rounded to the nearest whole percent.

Source: DoD Youth Poll

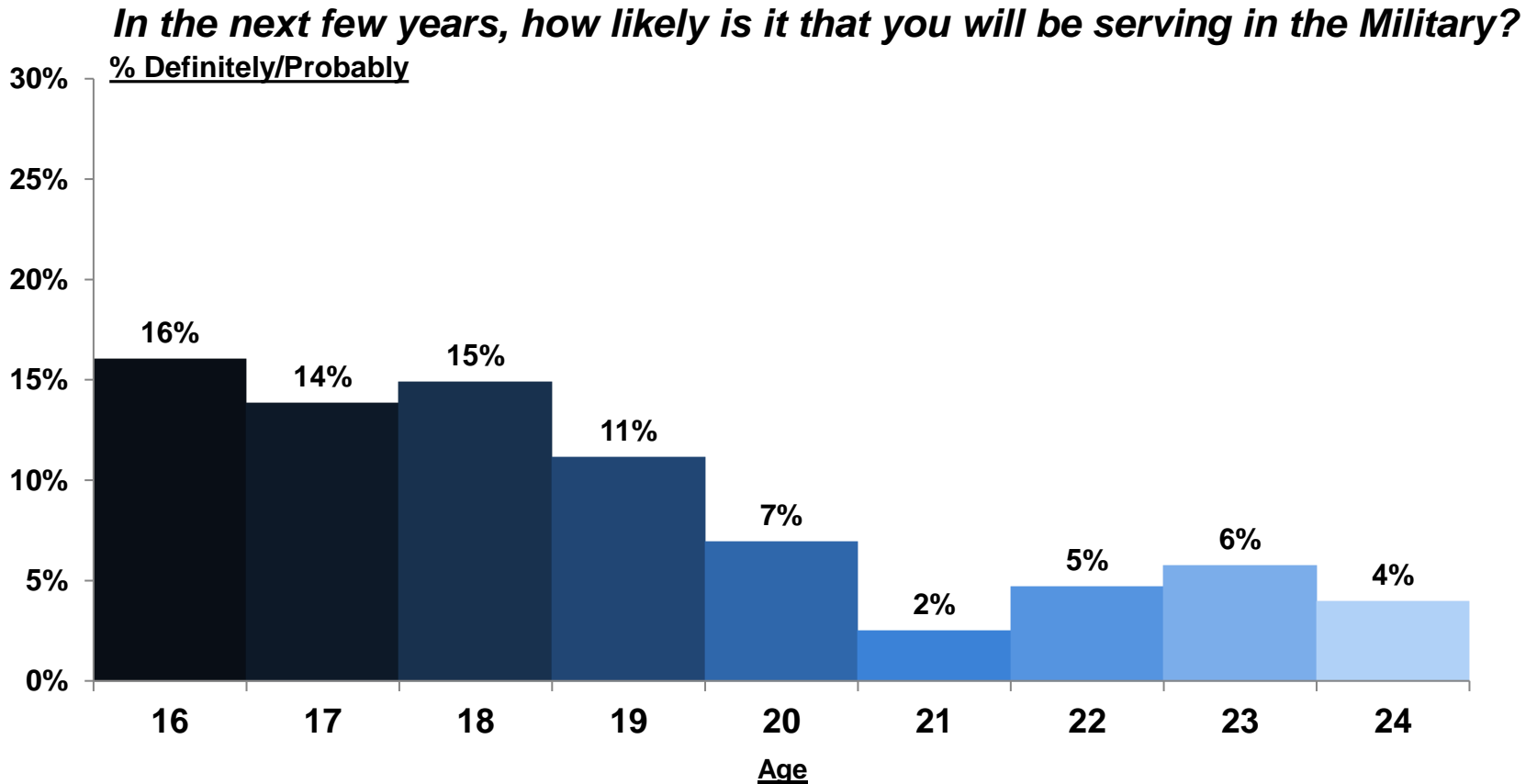


☐ = Significant change from previous poll

Questions: Apr-01–Jun-10 FPP9: "Now, I'd like to ask you how likely it is that you will be serving in the Military in the next few years?"
 Dec-10–Onwards FPP9: "In the next few years, how likely is it that you will be serving in the Military?"

General Military Propensity

By Age



Note: Estimates are charted to precise values.
Labels are rounded to the nearest whole percent.
Source: DoD Youth Poll (Spring 2024)



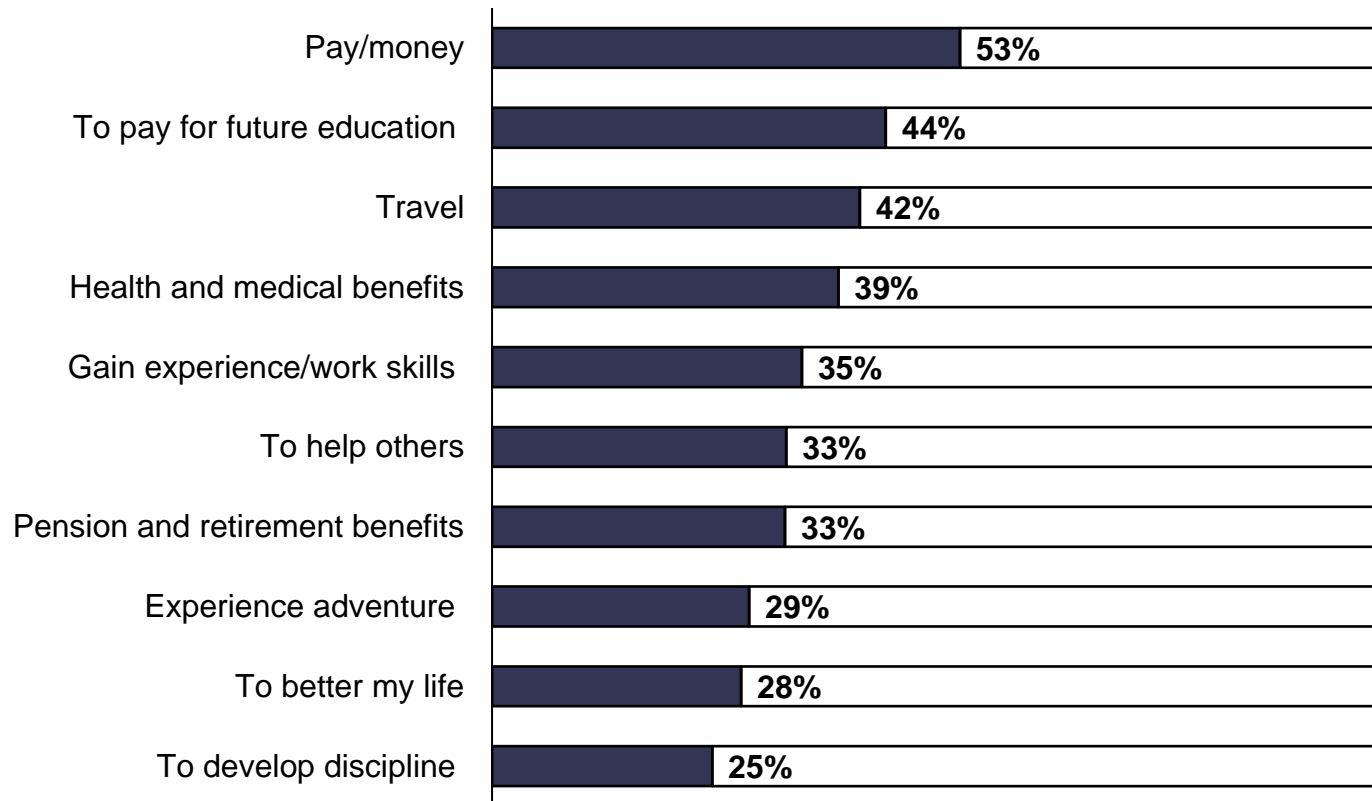


Motivators and Barriers to Service

Motivators Toward Service: Reasons to Join

If you were to consider joining the U.S. Military, what would be the main reason(s)?

Top 10 Reasons



Note: Youth ages 16–21.

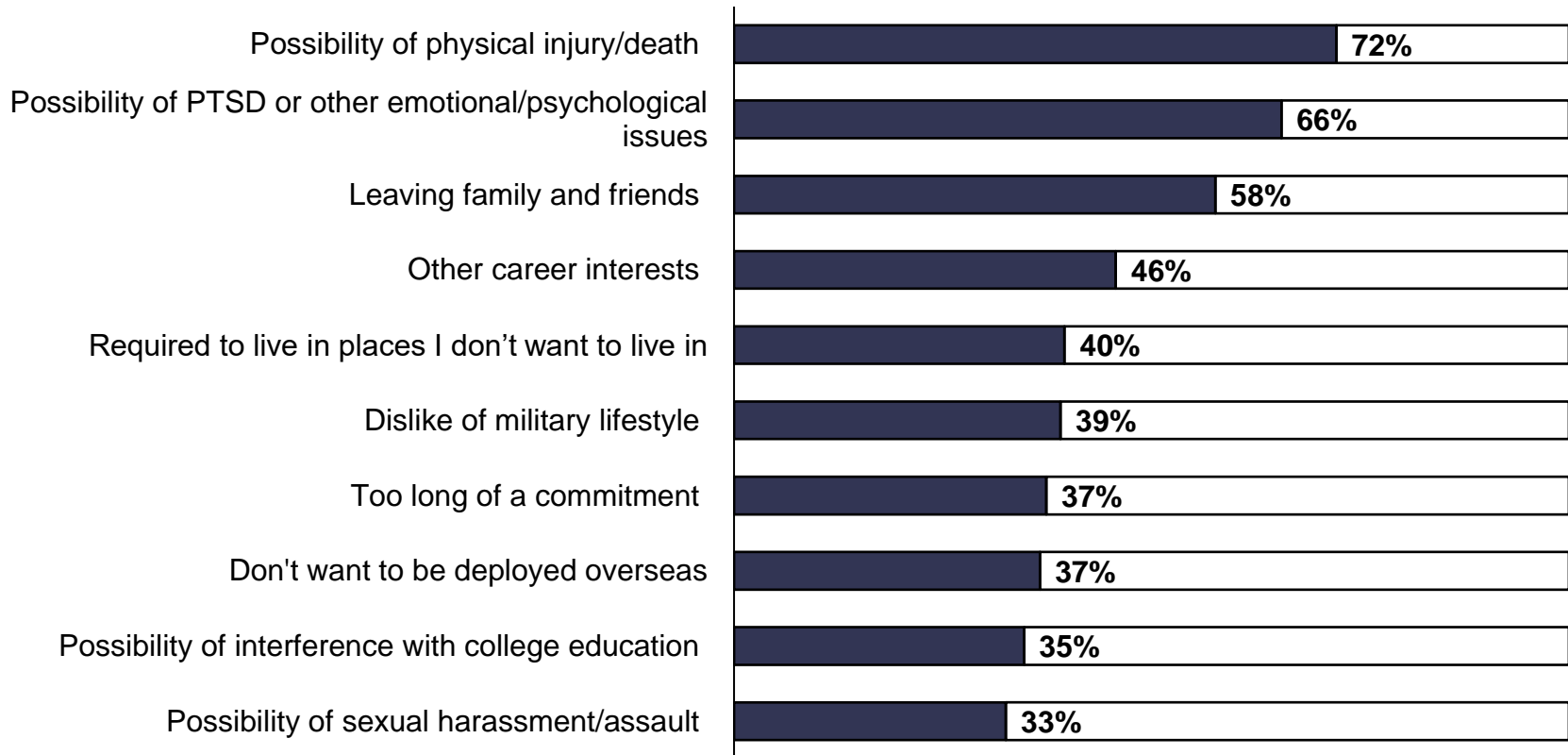
Source: DoD Youth Poll (Spring 2024)



Barriers to Service: Reasons Not to Join

What would be the main reason(s) why you would NOT consider joining the U.S. Military?

Top 10 Reasons



Note: Youth ages 16–21.

Source: DoD Youth Poll (Spring 2024)



Question: RNTJ: "What would be the main reason(s) why you would NOT consider joining the U.S. Military? (Mark all that apply.)"



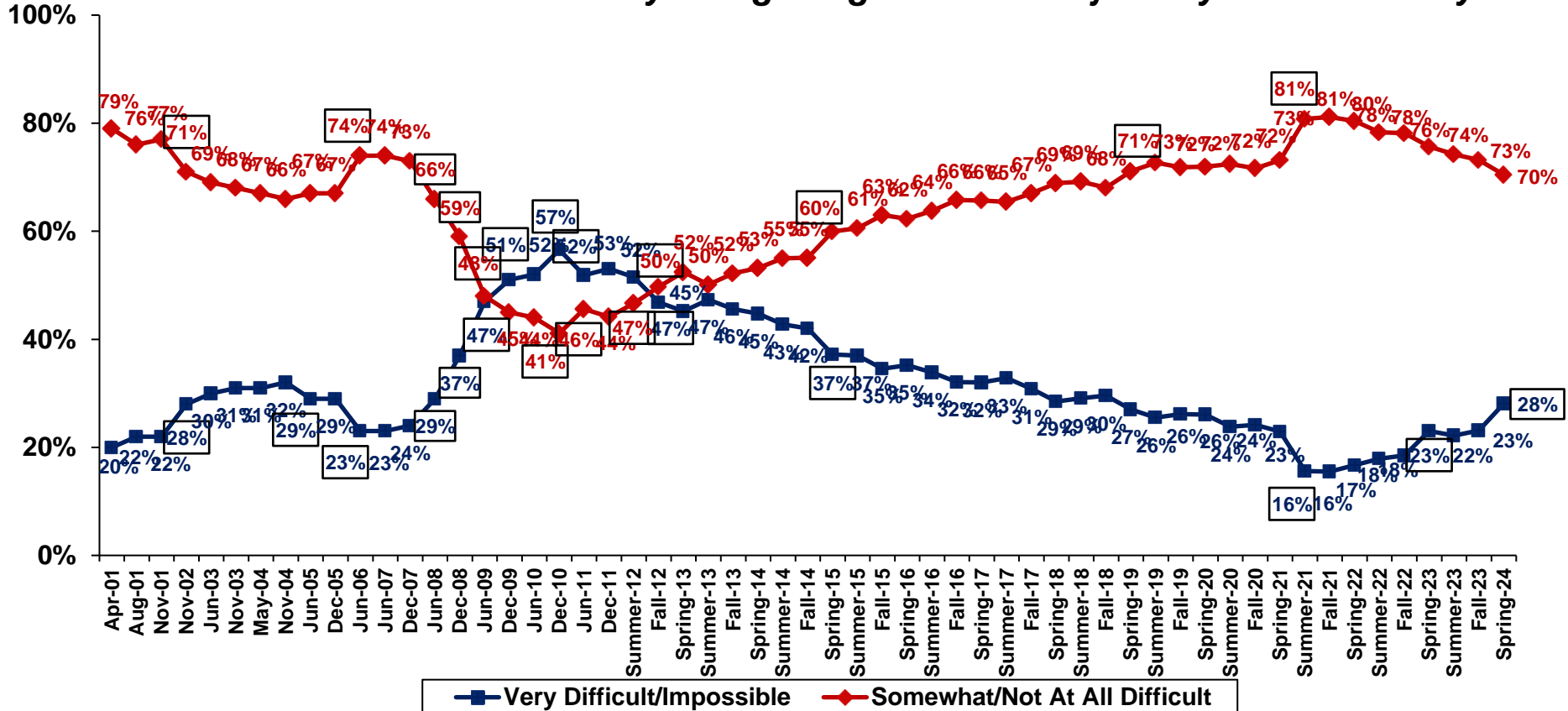
Economic Factors

U.S. Military and Economic Conditions

Difficulty Finding a Job

- The proportion of youth who say that it is difficult to find a job increased in Spring 2024 compared to Fall 2023 and has been gradually rising since Fall 2021.

How difficult is it for someone your age to get a full-time job in your community?



Note: Youth ages 16–21. Estimates are charted to precise values. Labels are rounded to the nearest whole percent.

Source: DoD Youth Poll



☐ = Significant change from previous poll

Question: EMP5: "How difficult is it for someone your age to get a full-time job in your community?"



Backup

Youth Poll Methodology and Sample

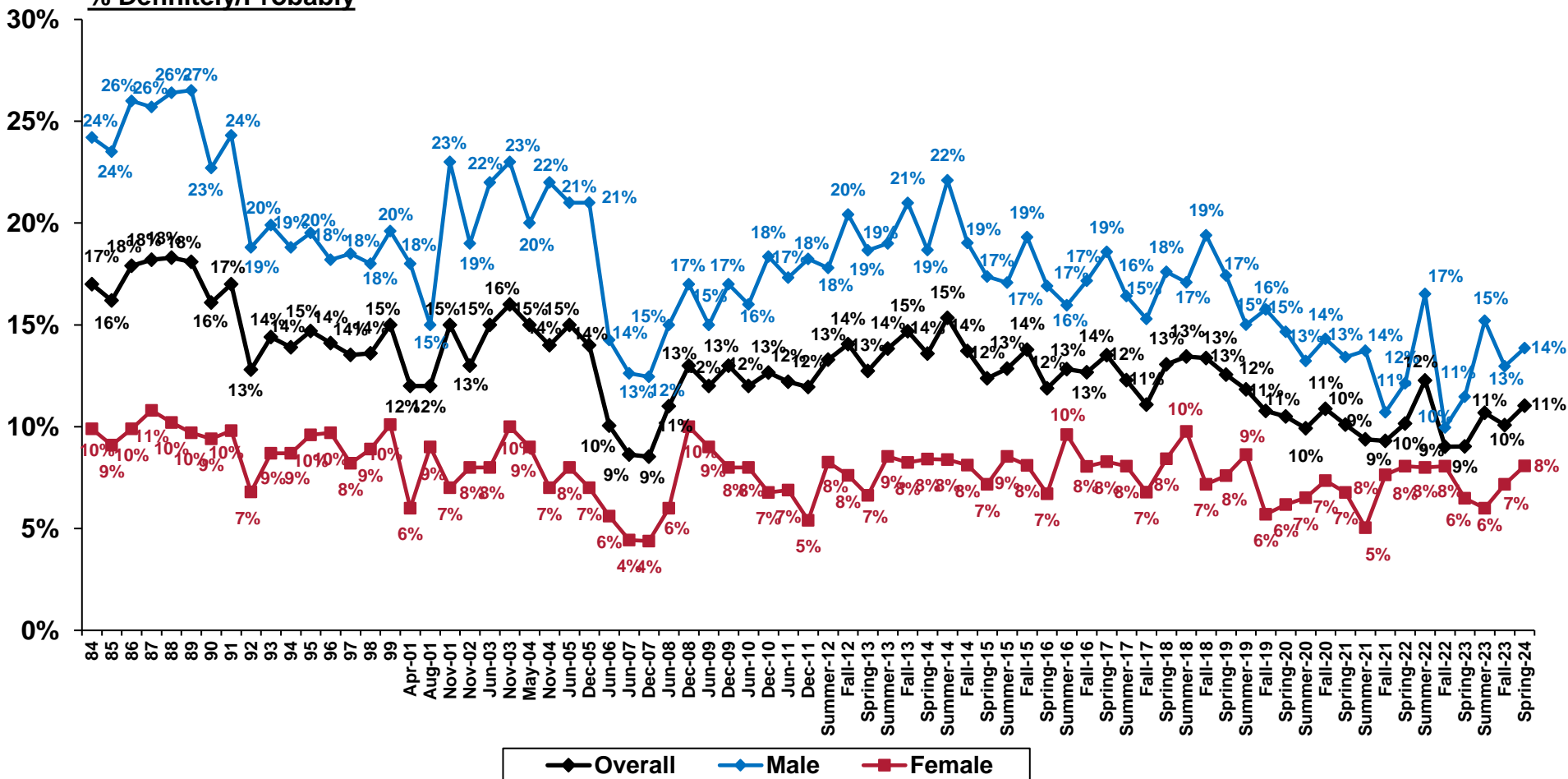
- Mail-based survey fielded from December 29, 2023, to June 28, 2024.
 - A series of five mailings were sent to eight different cohorts semimonthly that invited recipients to participate.
- Final Youth Poll Sample: 4,931 youths ages 16 through 24
 - 3,838 (78%) youths ages 16 through 21—the metrics presented herein focus on this age group.
 - 1,093 (22%) youths ages 22 through 24
- Weighted to reflect the general population on several dimensions:
 - Gender
 - Age
 - Race/Ethnicity
 - Educational attainment
 - Region
- Stratified Random Sample
- Note: Estimates are charted to precise values. Labels are rounded to the nearest whole percent.

Historical General Military Propensity

By Gender

In the next few years, how likely is it that you will be serving in the Military?

% Definitely/Probably



Note: Youth ages 16–21. Estimates are charted to precise values. Labels are rounded to the nearest whole percent.

Source: DoD Youth Attitude Tracking Survey (YATS) and Youth Poll

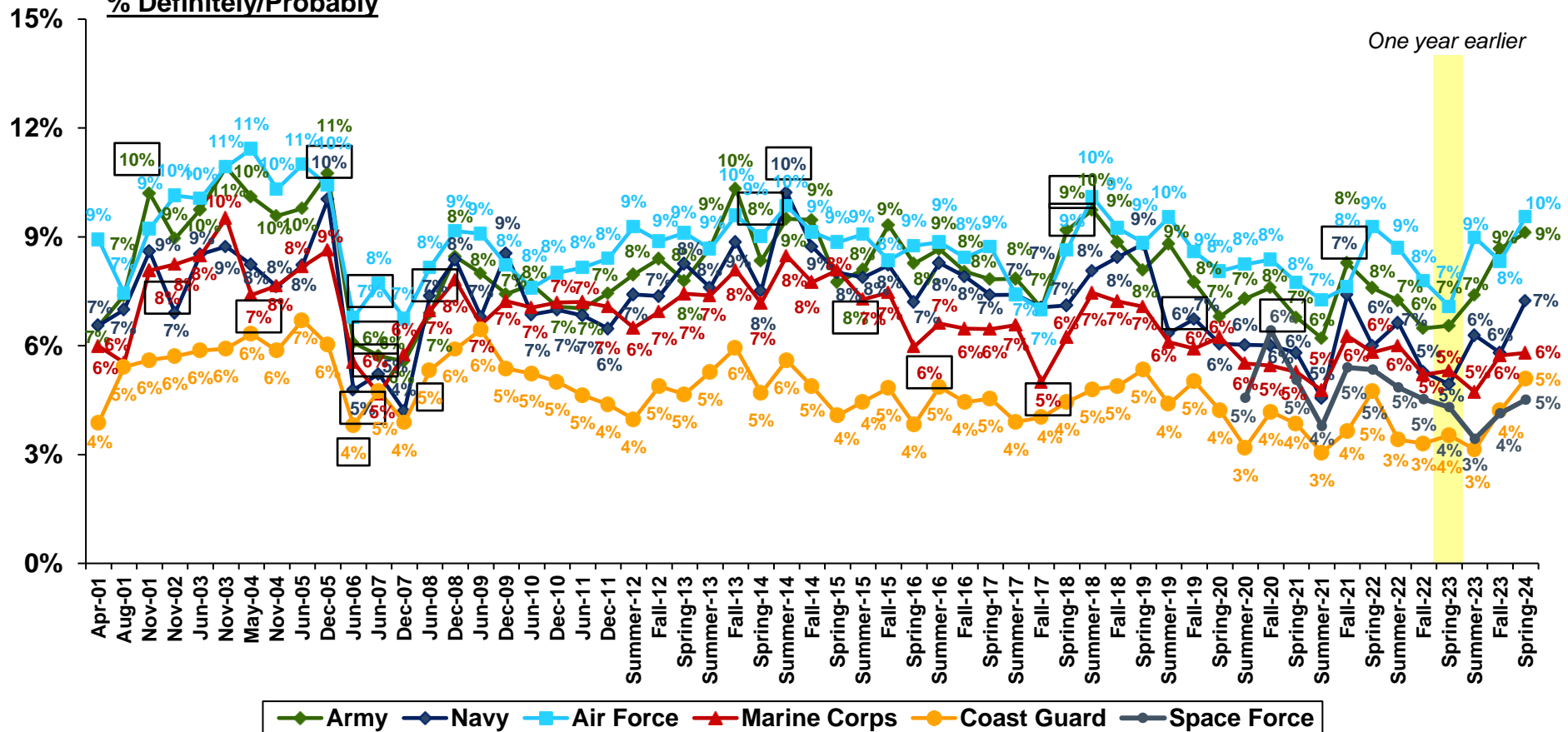


Questions: YATS (Q503)–Jun-10 (FPP9): “Now, I’d like to ask you how likely it is that you will be serving in the Military in the next few years?”
 Dec-10–Onwards (FPP9): “In the next few years, how likely is it that you will be serving in the Military?” Response options: Definitely, Probably, Probably Not, Definitely Not
 Note: Survey items were developed prior to Executive Order 14168 “Defending Women from Gender Ideology Extremism and Restoring Biological Truth to the Federal Government” and used the term “gender” interchangeably with “sex” to describe males and females. Future survey items will collect data using a question that asks about participant sex with response options “Male” and “Female.”

Active Duty Propensity by Service

In the next few years, how likely is it that you will be serving in any of the following Military Services?

% Definitely/Probably



Note: Youth ages 16–21. Estimates are charted to precise values. Labels are rounded to the nearest whole percent.

Source: DoD Youth Poll



 = Significant change from previous poll

Questions: YATS- Q509–Q513: “Now, I’d like to ask you how likely it is that you will be serving in the [Army, Navy, Marine Corps, Air Force, Coast Guard] in the next few years?” Youth Poll- FPP10A–FPP10F: “In the next few years, how likely is it that you will be serving in any of the following Military Services?” Response options: Definitely, Probably, Probably Not, Definitely Not