



Public Release Spring 2023 Propensity Update

Youth Poll Study Findings

SLIDES ONLY
NO SCRIPT PROVIDED

CLEARED
For Open Publication
Feb 01, 2024

10
Department of Defense
OFFICE OF PREPUBLICATION AND SECURITY REVIEW

24-P-0250

Fielded:
Dec 2022 – June 2023



Published:
December 2023



General Military Propensity

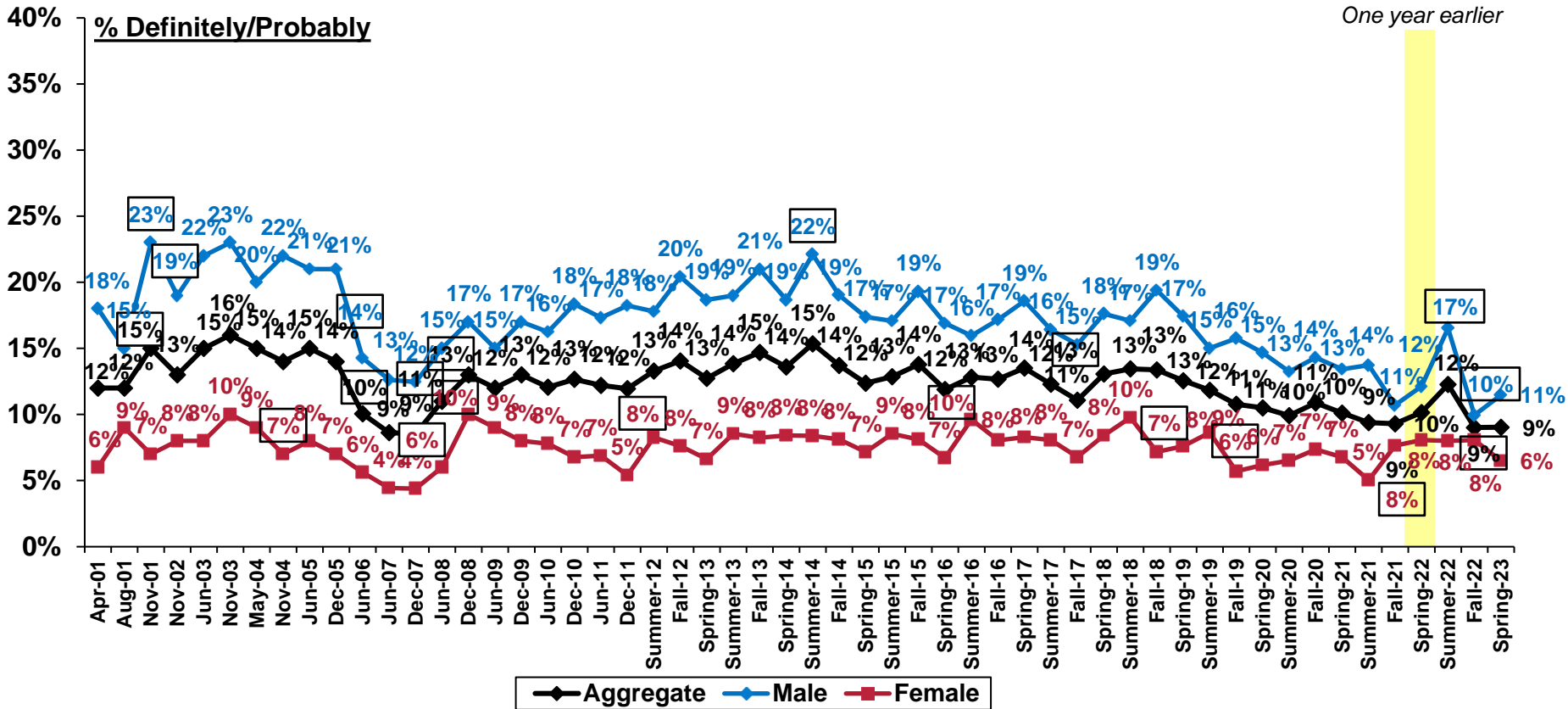
General Military Propensity

By Gender

FPP9: In the next few years, how likely is it that you will be serving in the Military?

Response options: Definitely, Probably, Probably Not, Definitely Not

- Military propensity remained stable from Fall 2022 to Spring 2023.



Note: Youth ages 16–21. Estimates are charted to precise values. Labels are rounded to the nearest whole percent.

Source: DoD Youth Poll



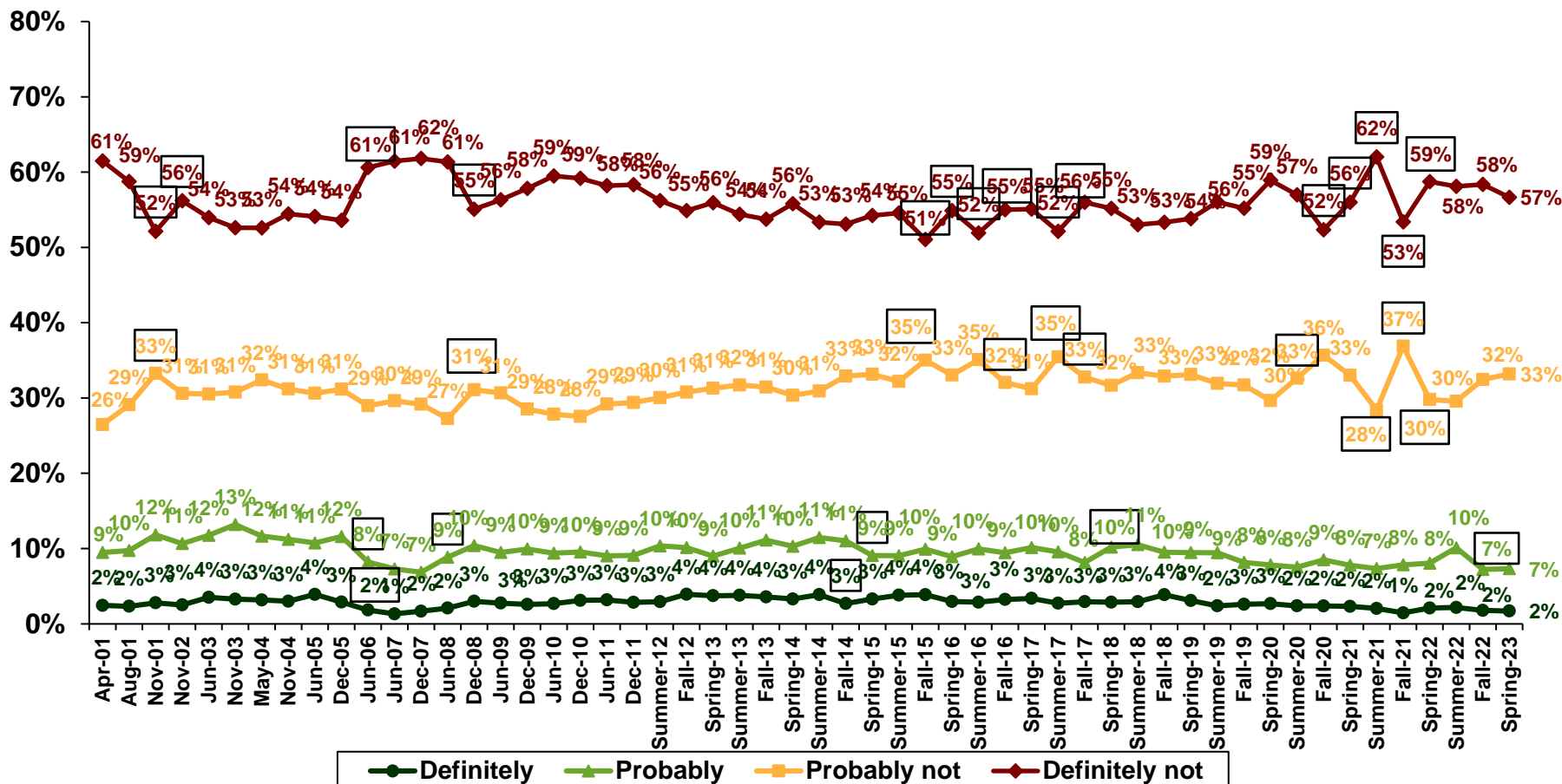
☐ = Significant change from previous poll

General Military Propensity

By Response Option

FPP9: In the next few years, how likely is it that you will be serving in the Military?

Response options: Definitely, Probably, Probably Not, Definitely Not



Note: Youth ages 16–21. Estimates are charted to precise values. Labels are rounded to the nearest whole percent.
Source: DoD Youth Poll



☐ = Significant change from previous poll

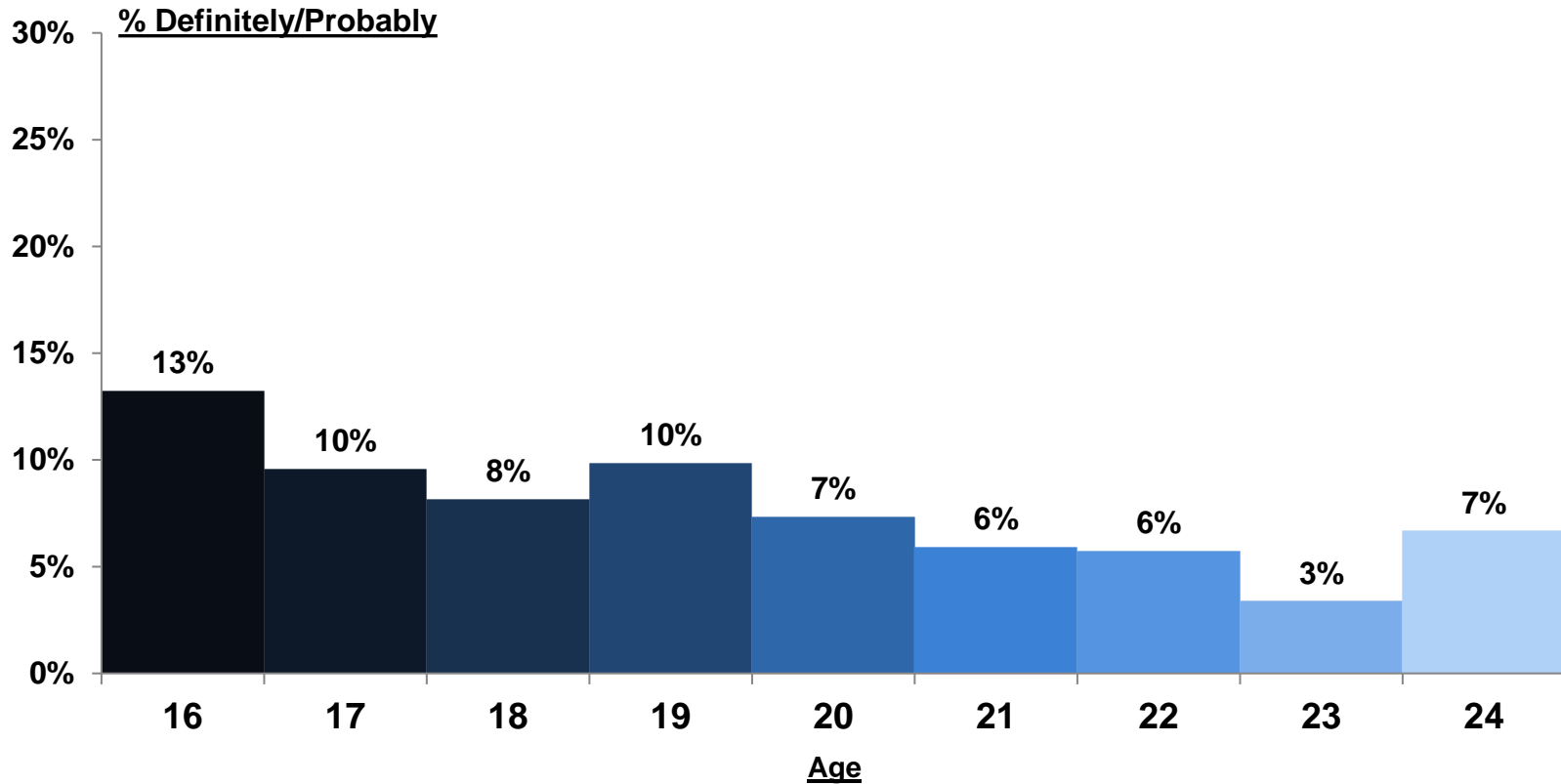
Questions: Apr-01–Jun-10 (FPP9): “Now, I’d like to ask you how likely it is that you will be serving in the Military in the next few years?”
Dec-10–Onwards (FPP9): “In the next few years, how likely is it that you will be serving in the Military?”

General Military Propensity

By Age

FPP9: In the next few years, how likely is it that you will be serving in the Military?

Response options: Definitely, Probably, Probably Not, Definitely Not



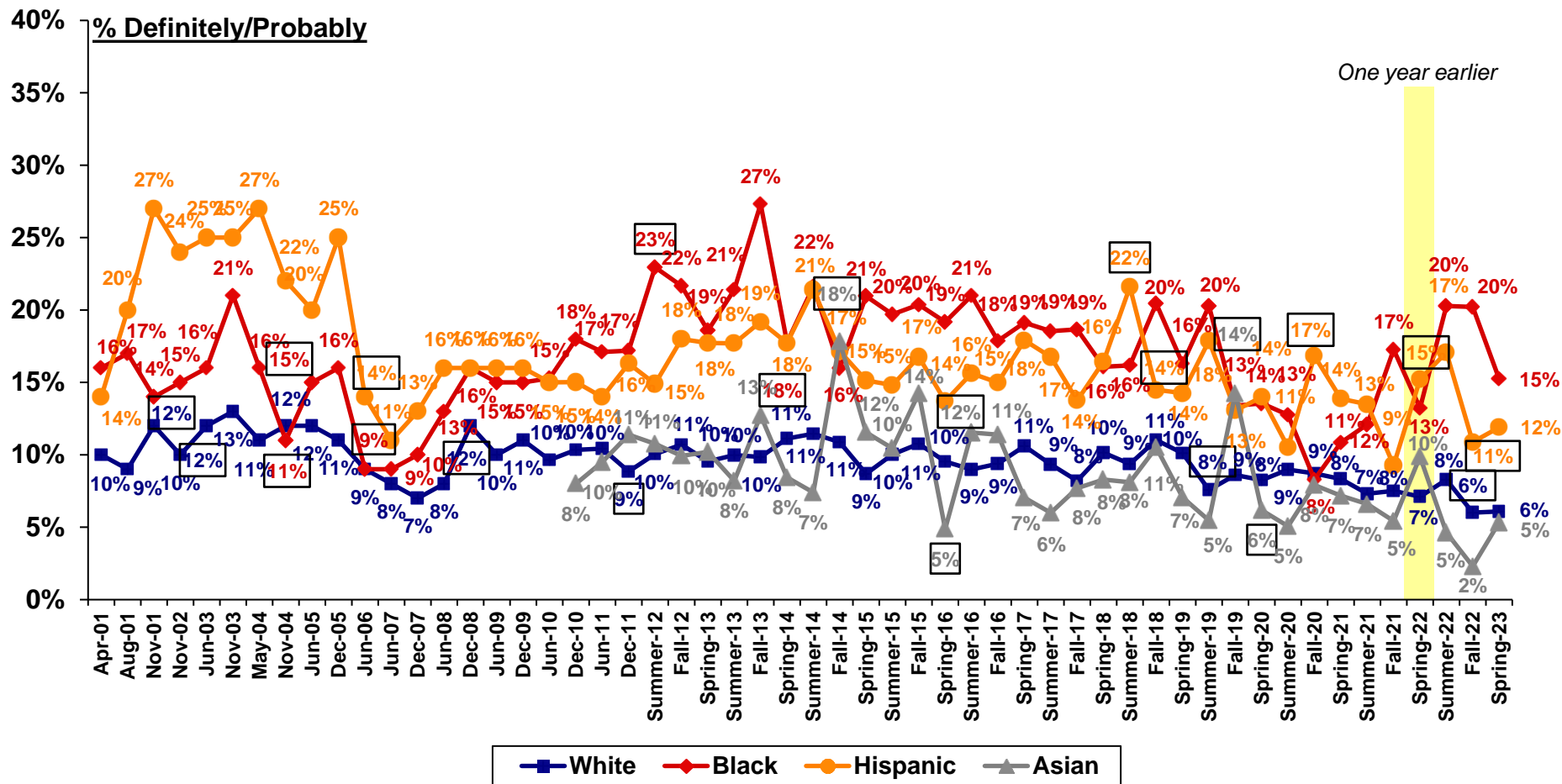
Note: Estimates are charted to precise values.
Labels are rounded to the nearest whole percent.
Source: DoD Youth Poll (Spring 2023)

General Military Propensity

By Race/Ethnicity

FPP9: In the next few years, how likely is it that you will be serving in the Military?

Response options: Definitely, Probably, Probably Not, Definitely Not



Note: Youth ages 16–21. Estimates are charted to precise values. Labels are rounded to the nearest whole percent.

Source: DoD Youth Poll



Boxed label = Significant change from previous poll

Note: Estimates for Black and Asian youth should be interpreted with caution because of relatively large margins of error. The racial groups of White, Black, and Asian include youth who did not identify as Hispanic (e.g., White, non-Hispanic). Labels are shortened for brevity.



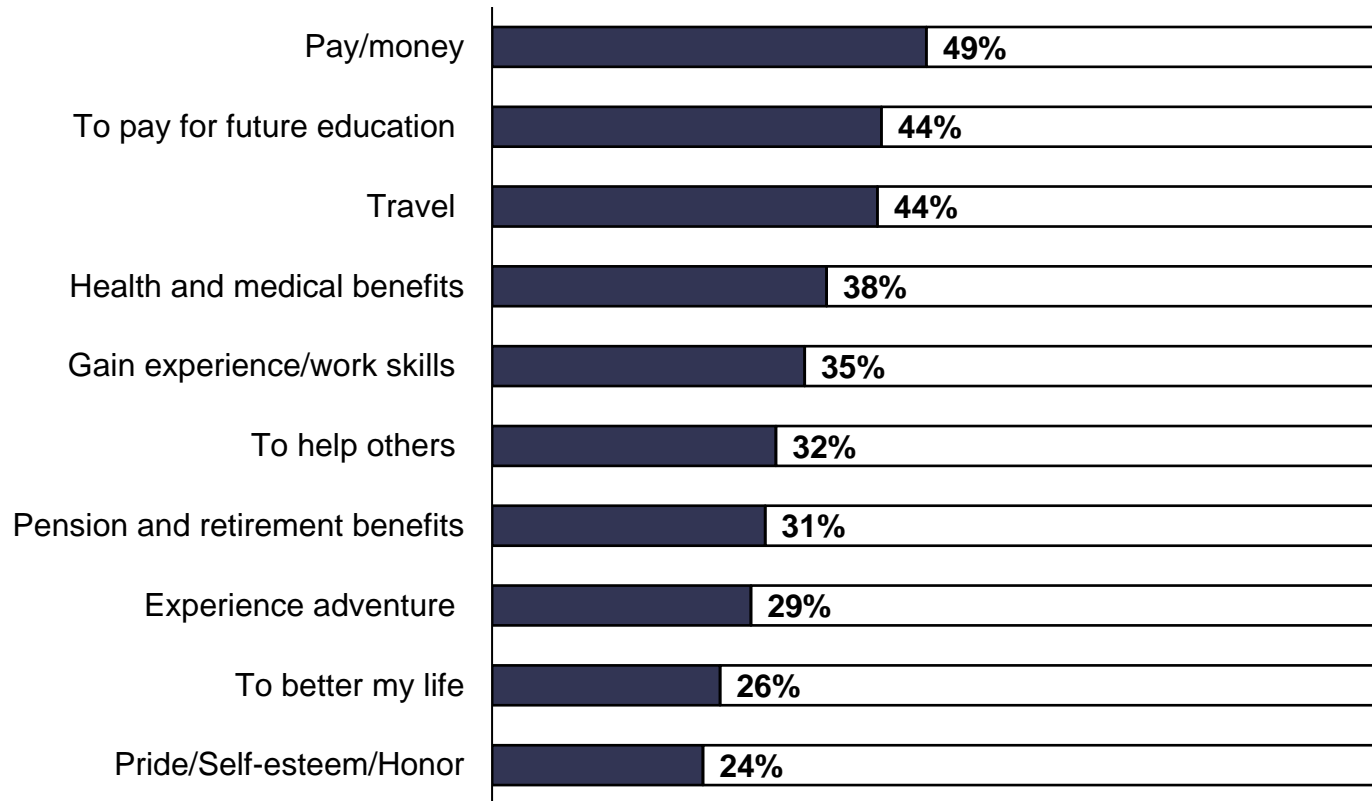
Motivators and Barriers to Service

Motivators Toward Service: Reasons to Join

RTJ: If you were to consider joining the U.S. Military, what would be the main reason(s)?

Response options: Yes, multiple response

Top 10 Reasons



Note: Youth ages 16–21.

Source: DoD Youth Poll (Spring 2023)



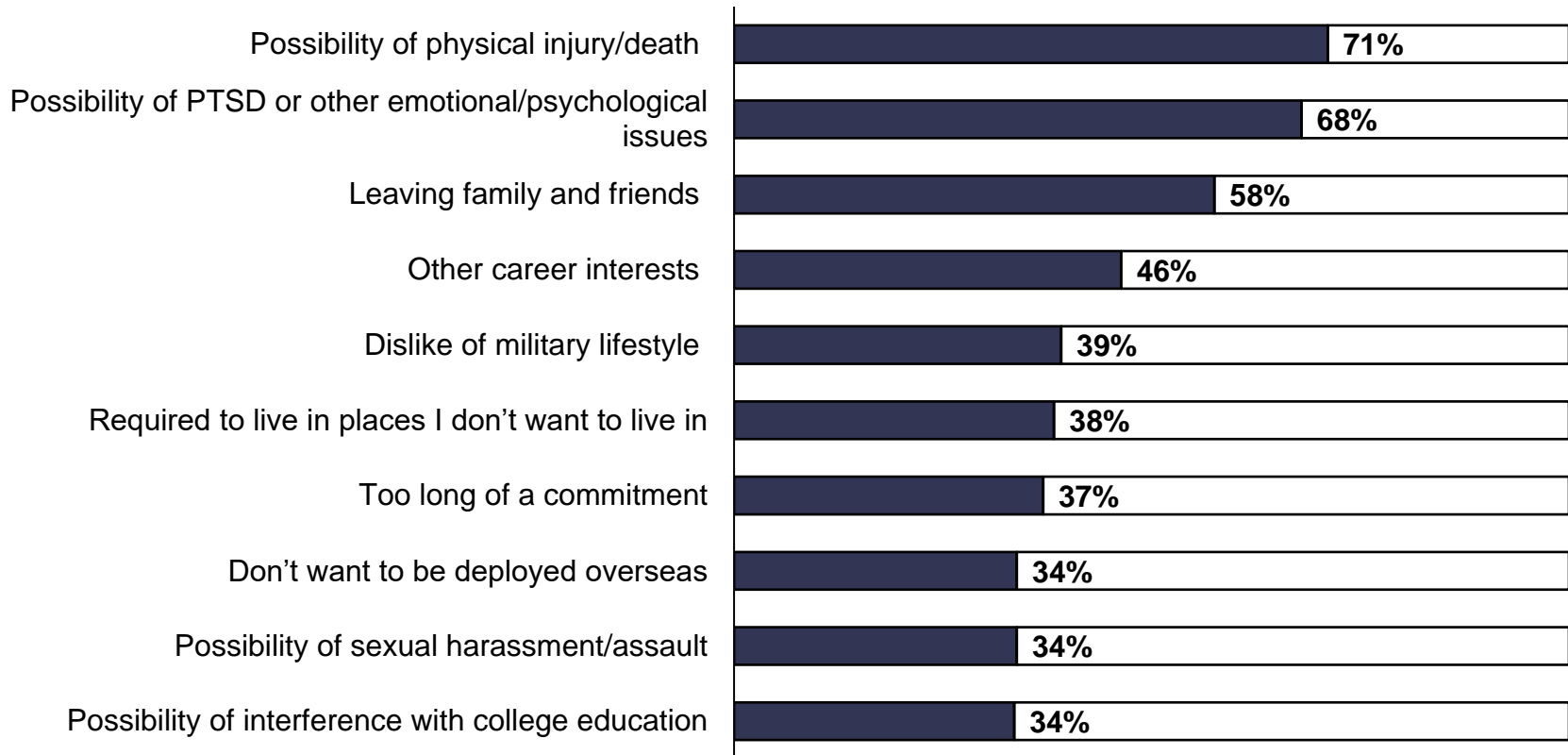
RTJ: "If you were to consider joining the U.S. Military, what would be the main reason(s)? (Mark all that apply.)"

Barriers to Service: Reasons Not to Join

RNTJ: What would be the main reason(s) why you would NOT consider joining the U.S. Military?

Response options: Yes, multiple response

Top 10 Reasons



Note: Youth ages 16–21.

Source: DoD Youth Poll (Spring 2023)





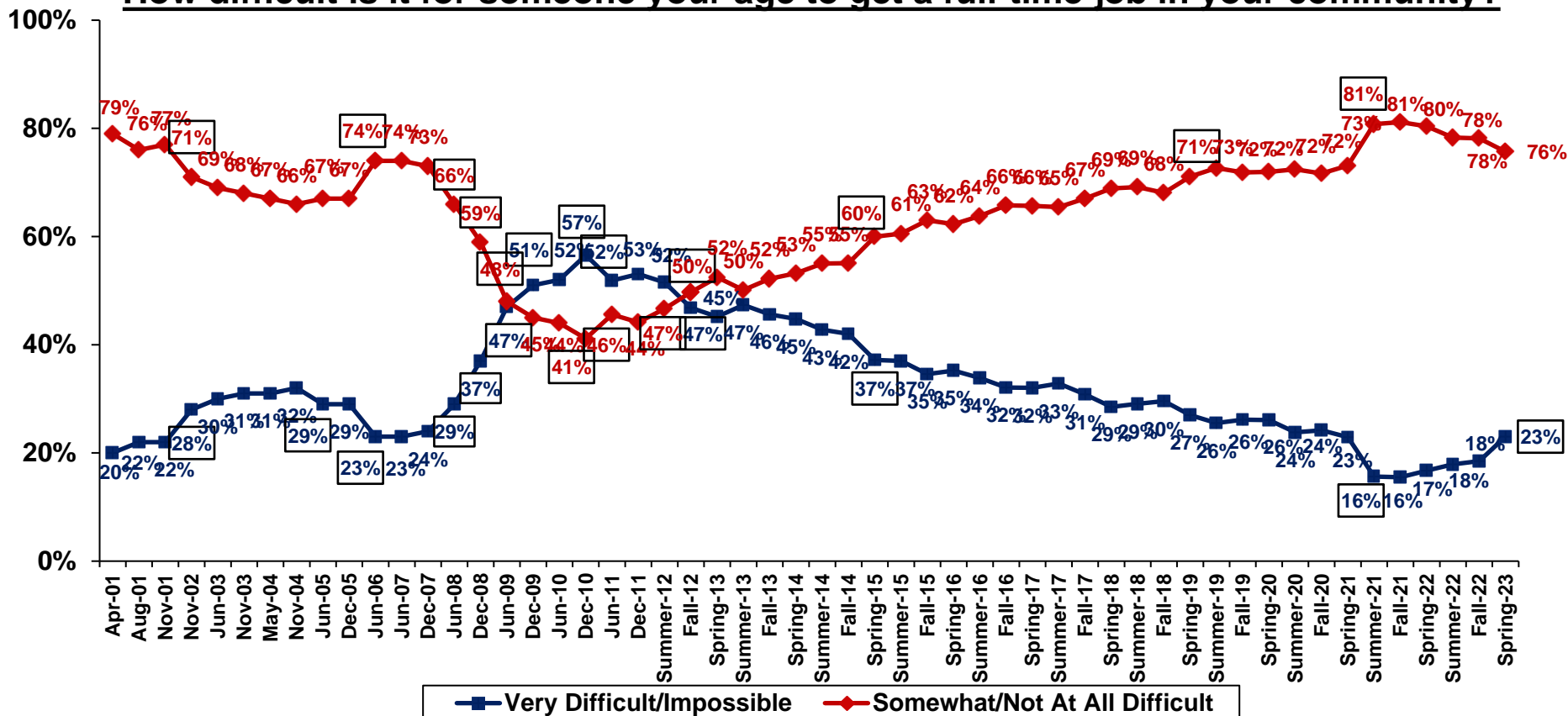
Economic Factors

U.S. Military and Economic Conditions

Difficulty of Finding a Job

- The proportion of youth who reported that it is difficult to find a job increased in Spring 2023, and have been steadily increasing since Fall 2021, but are still well below longer-term, historical norms.

How difficult is it for someone your age to get a full-time job in your community?



Note: Youth ages 16–21. Estimates are charted to precise values. Labels are rounded to the nearest whole percent.

Source: DoD Youth Poll



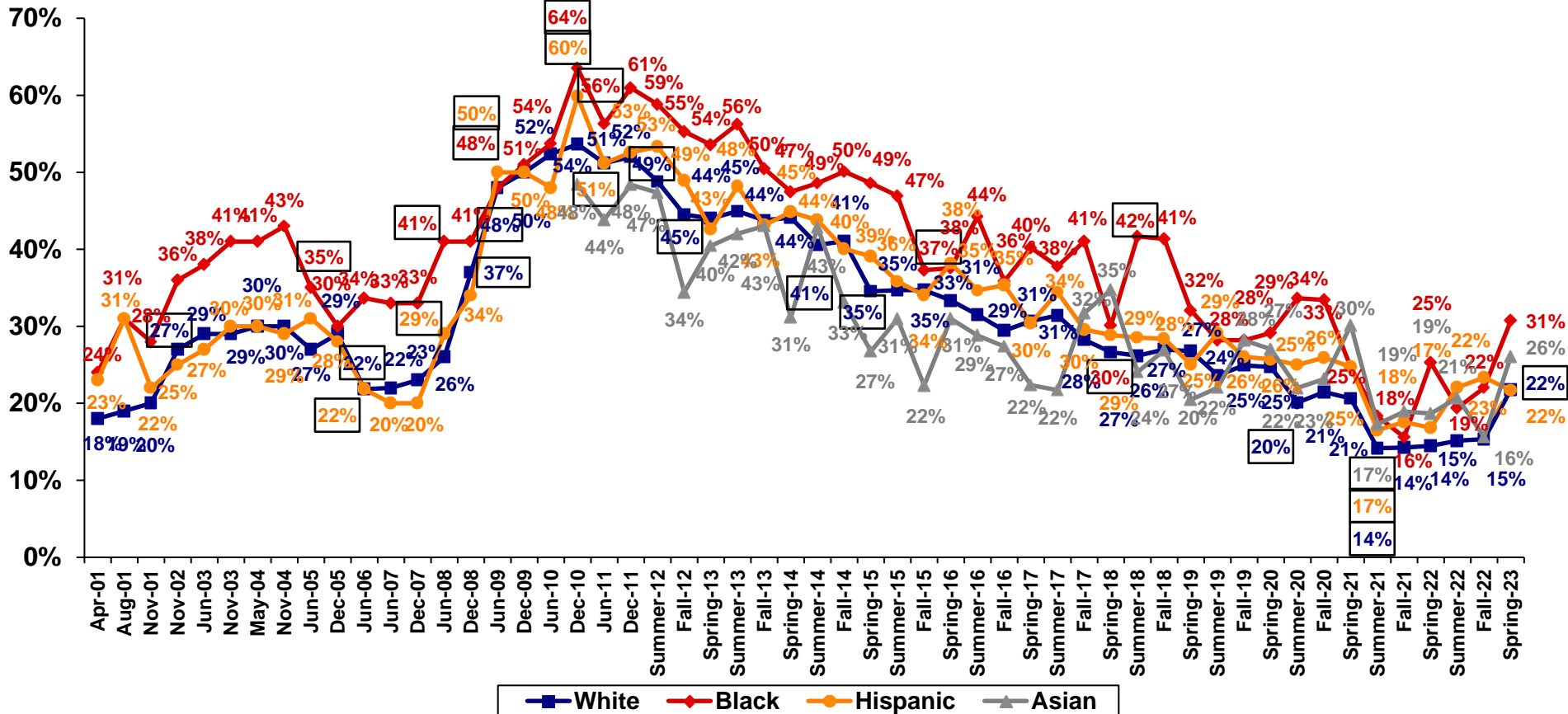
☐ = Significant change from previous poll

U.S. Military and Economic Conditions

Difficulty of Finding a Job

How difficult is it for someone your age to get a full-time job in your community?

% Very Difficult/Impossible



Note: Youth ages 16–21. Estimates are charted to precise values. Labels are rounded to the nearest whole percent.

Source: DoD Youth Poll



 = Significant change from previous poll

Note: Estimates for Black and Asian youth should be interpreted with caution because of relatively large margins of error. The racial groups of White, Black, and Asian include youth who did not identify as Hispanic (e.g., White, non-Hispanic). Labels are shortened for brevity. EMP5: "How difficult is it for someone your age to get a full-time job in your community?"



Backup

Youth Poll Methodology and Sample

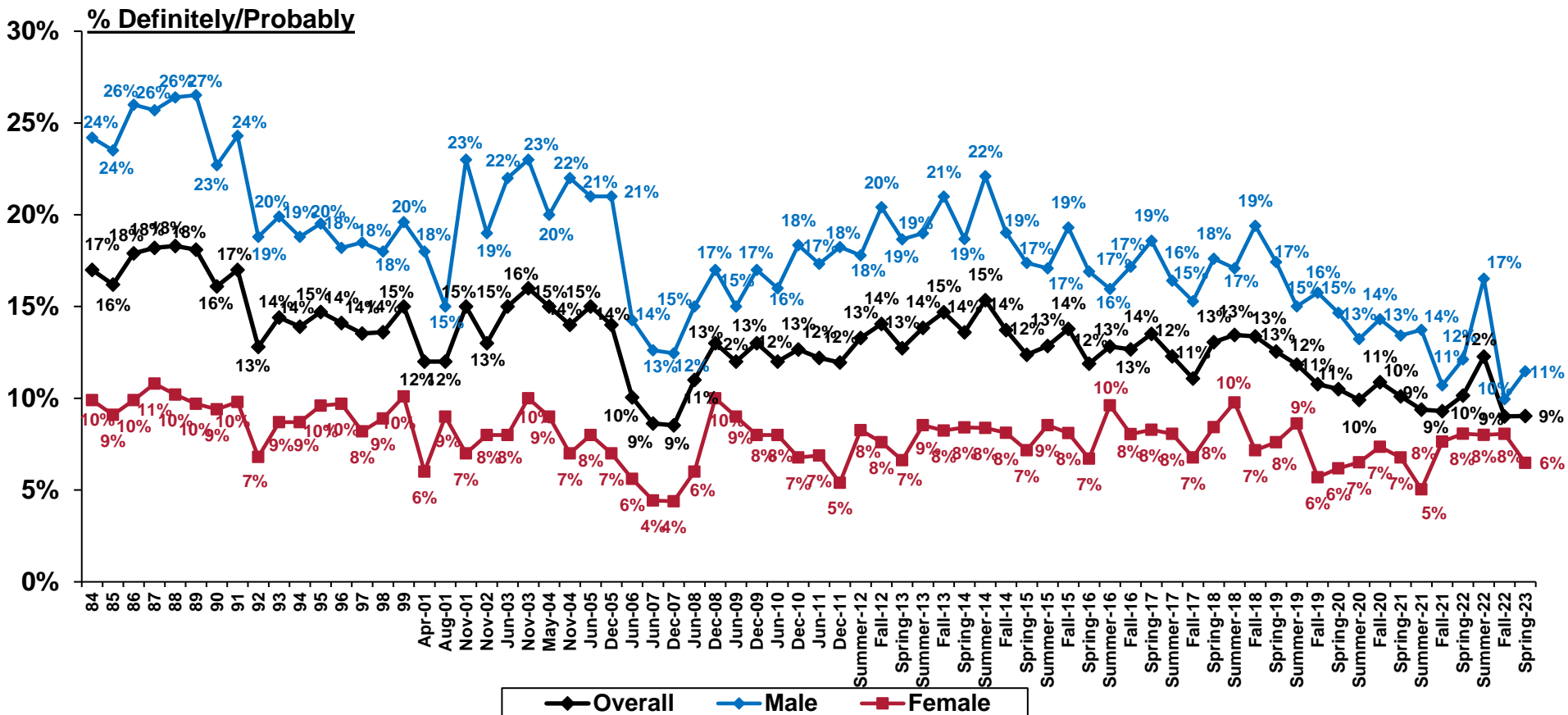
- Mail-based survey fielded from December 29, 2022, to June 30, 2023.
 - A series of five mailings were sent to eight different cohorts semimonthly that invited recipients to participate.
- Final Youth Poll Sample: 4,975 youths ages 16 through 24
 - 3,869 (78%) youths ages 16 through 21—the metrics presented herein focus on this age group.
 - 1,106 (22%) youths ages 22 through 24
- Weighted to reflect the general population on several dimensions:
 - Gender
 - Age
 - Race/Ethnicity
 - Educational attainment
 - Region
- Stratified Random Sample
- Note: Estimates are charted to precise values. Labels are rounded to the nearest whole percent.
- Note: Certain slides provide estimates by race/ethnicity.
 - The December 2010 effort was the first Youth Poll with a sufficiently large enough sample size to report estimates for Asian youth. Asian youth estimates are included only at the overall level and not by gender because of sample size restrictions. The effective sample size for Asian youth is small, and results should be interpreted cautiously.

Historical General Military Propensity

By Gender

FPP9: In the next few years, how likely is it that you will be serving in the Military?

Response options: Definitely, Probably, Probably Not, Definitely Not



Note: Youth ages 16–21. Estimates are charted to precise values. Labels are rounded to the nearest whole percent.

Source: DoD Youth Attitude Tracking Survey (YATS) and Youth Poll



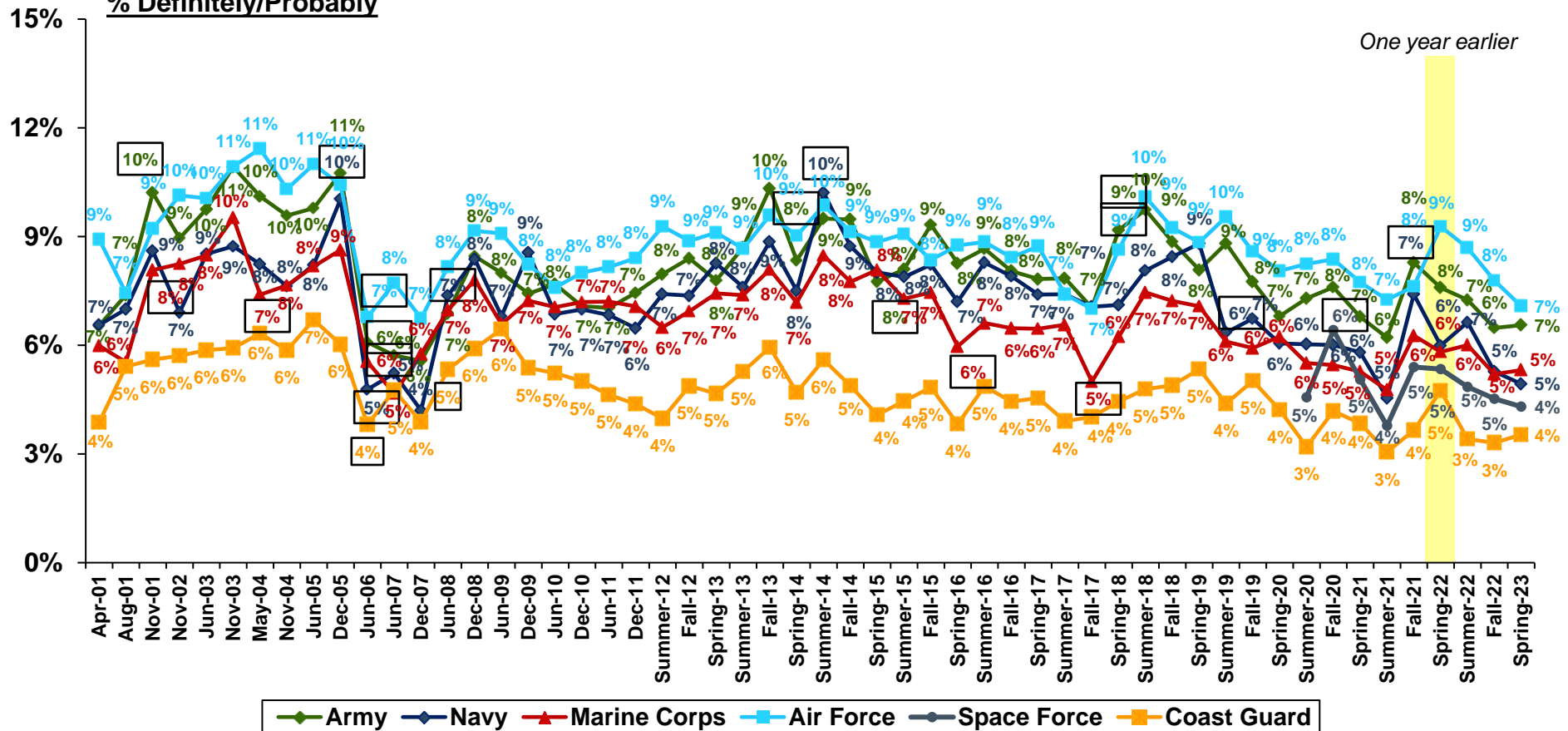
Questions: YATS (Q503)–Jun-10 (FPP9): “Now, I’d like to ask you how likely it is that you will be serving in the Military in the next few years?”
Dec-10–Onwards (FPP9): “In the next few years, how likely is it that you will be serving in the Military?”

Active Duty Propensity by Service

FPP10A_Q–FPP10F_Q: In the next few years, how likely is it that you will be serving in any of the following Military Services?

Response options: Definitely, Probably, Probably Not, Definitely Not

% Definitely/Probably



Note: Youth ages 16–21. Estimates are charted to precise values. Labels are rounded to the nearest whole percent.

Source: DoD Youth Poll



 = Significant change from previous poll

YATS- Q509–Q513: “Now, I’d like to ask you how likely it is that you will be serving in the [Army, Navy, Marine Corps, Air Force, Coast Guard] in the next few years?”

Youth Poll- FPP10A–FPP10F: “In the next few years, how likely is it that you will be serving in any of the following Military Services?”