



DOPSR 23-S-3078

CLEARED
For Open Publication

Aug 21, 2023 5

Department of Defense
OFFICE OF PREPUBLICATION AND SECURITY REVIEW

Fall 2022 Propensity Update

JAMRS

Public Release



Youth Poll: Propensity

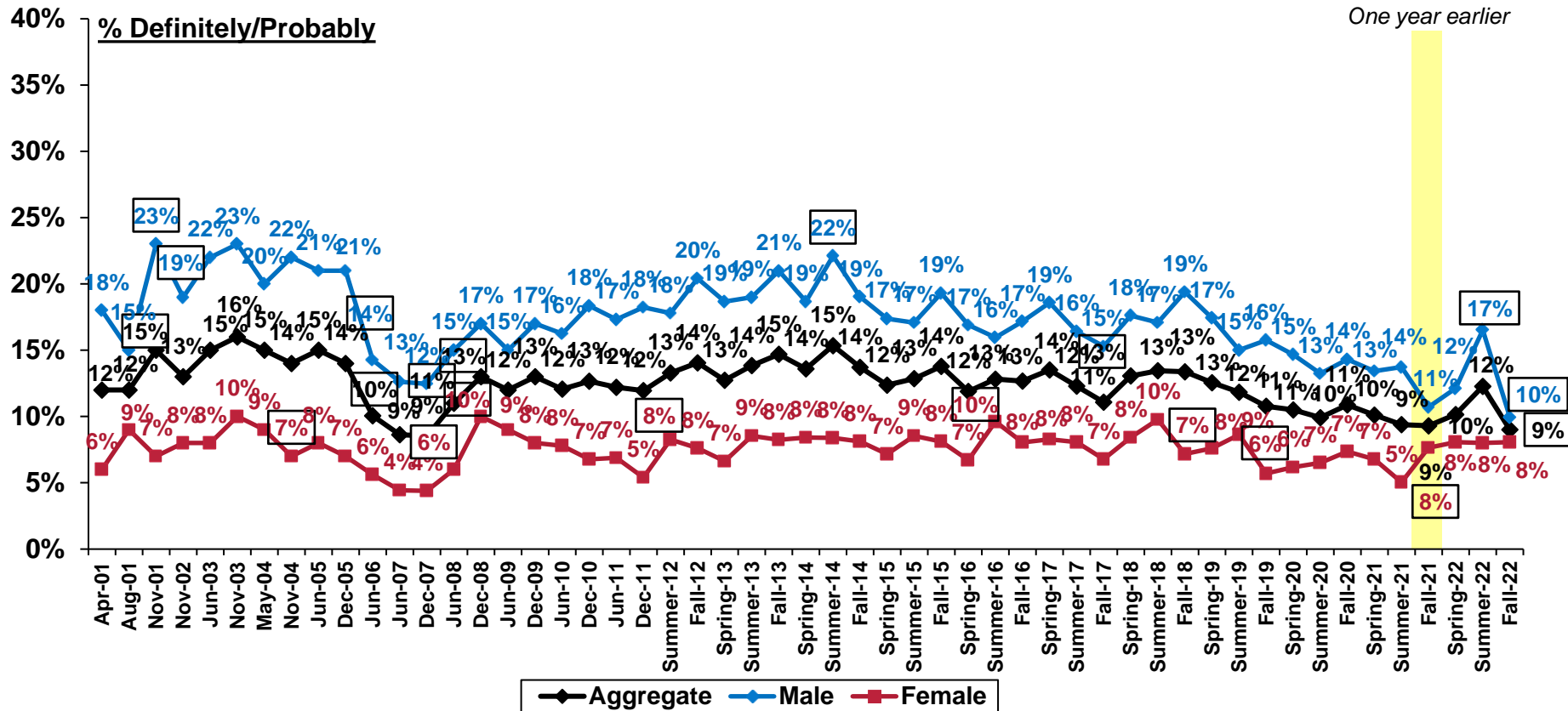
General Military Propensity

By Gender

FPP9: In the next few years, how likely is it that you will be serving in the Military?

Response options: Definitely, Probably, Probably Not, Definitely Not

- Aggregate and male youth military propensity decreased from Summer to Fall 2022.



Note: Youth ages 16–21. Estimates are charted to precise values. Labels are rounded to the nearest whole percent.

Source: DoD Youth Poll



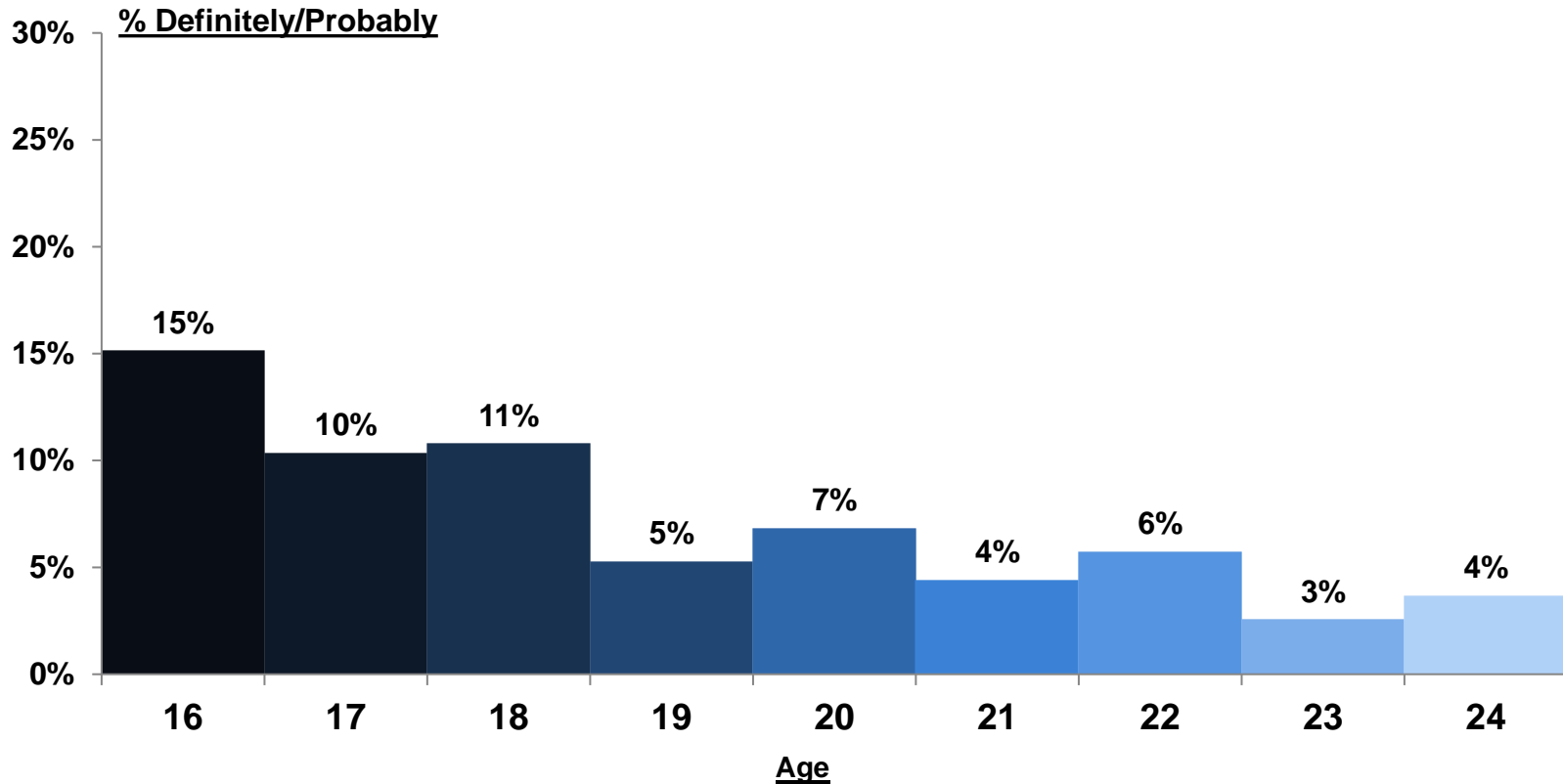
☐ = Significant change from previous poll

General Military Propensity

By Age

FPP9: In the next few years, how likely is it that you will be serving in the Military?

Response options: Definitely, Probably, Probably Not, Definitely Not



Note: Estimates are charted to precise values.
Labels are rounded to the nearest whole percent.

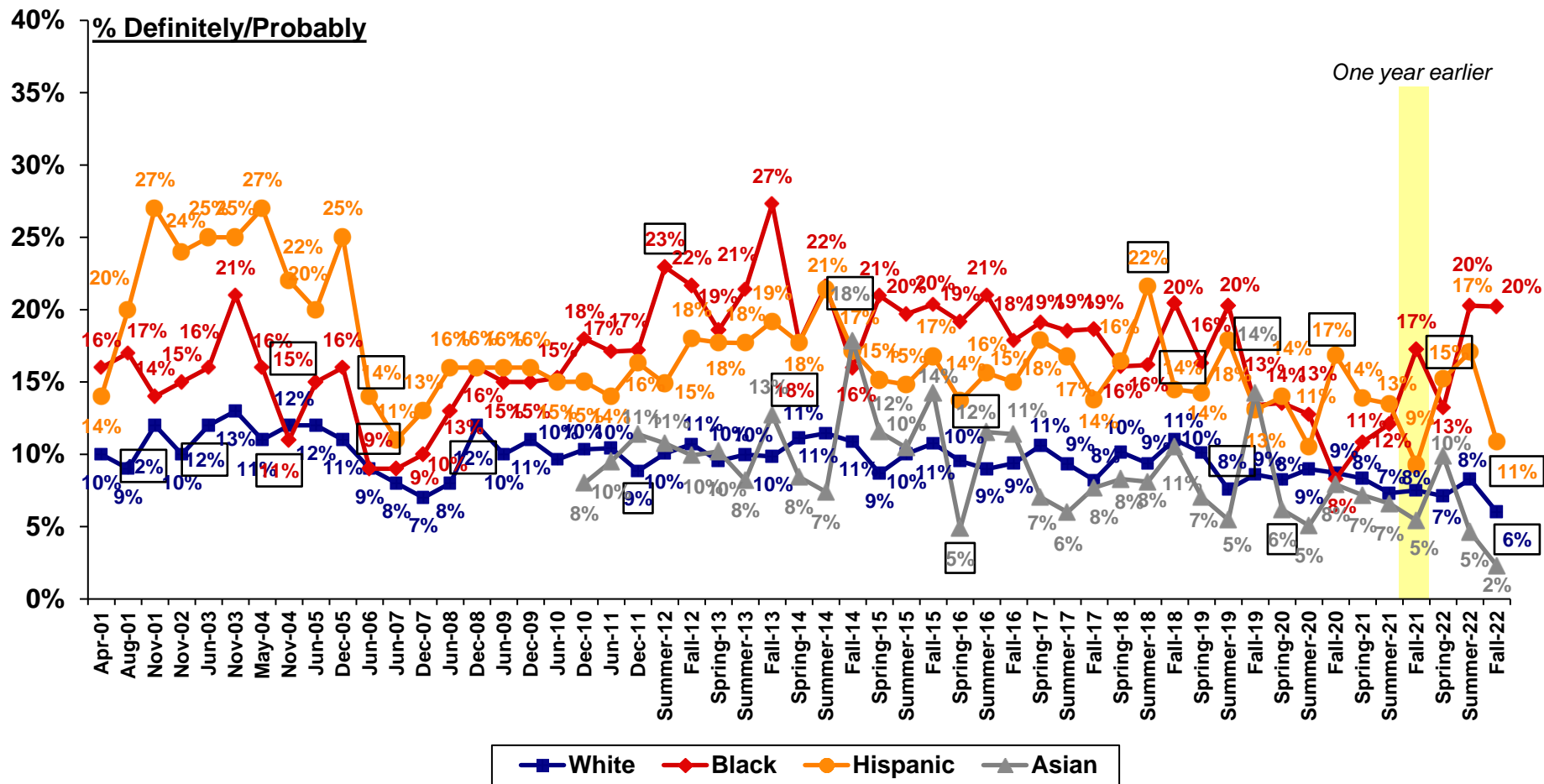
Source: DoD Youth Poll (Fall 2022)

General Military Propensity

By Race/Ethnicity

FPP9: In the next few years, how likely is it that you will be serving in the Military?

Response options: Definitely, Probably, Probably Not, Definitely Not



Note: Youth ages 16–21. Estimates are charted to precise values. Labels are rounded to the nearest whole percent.

Source: DoD Youth Poll



☐ = Significant change from previous poll

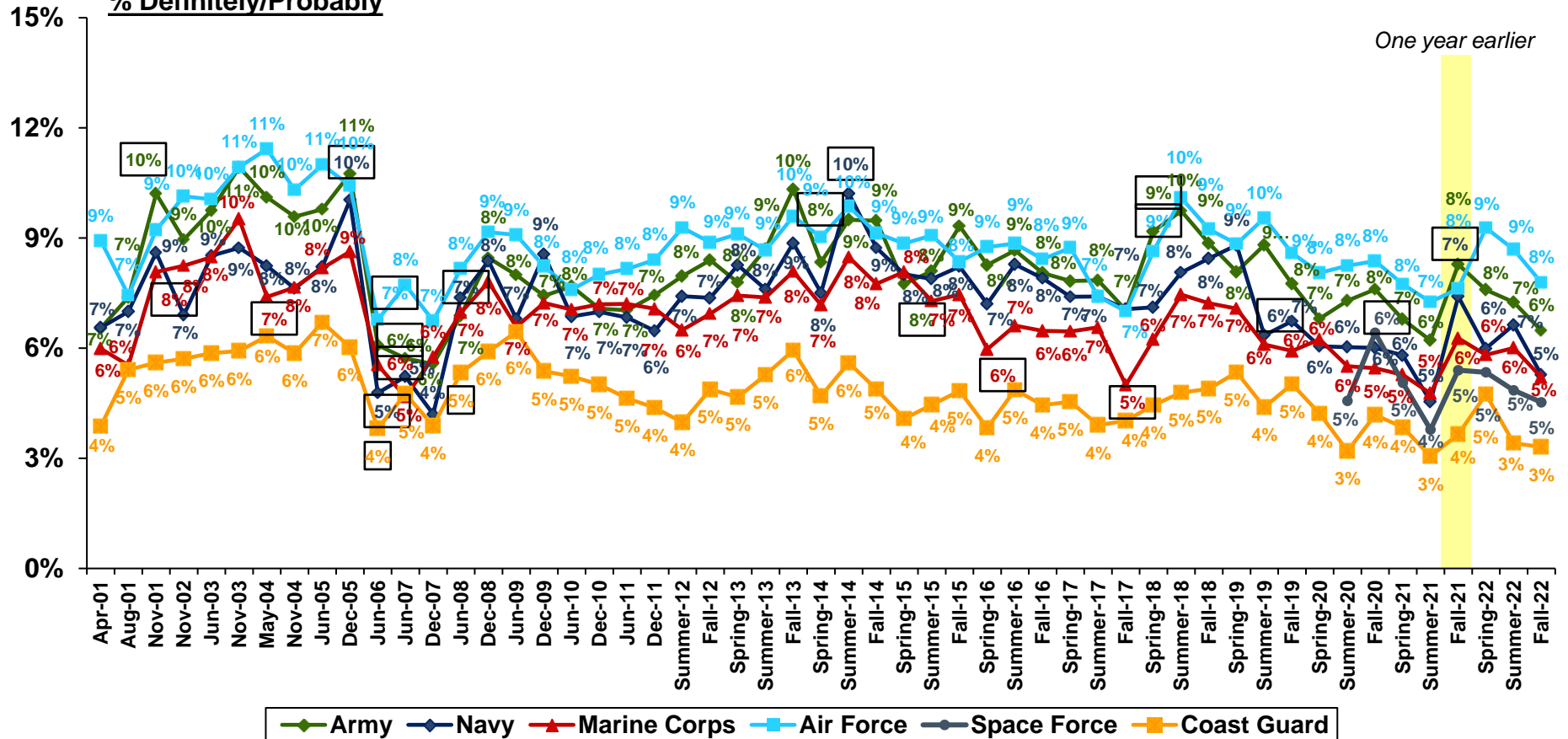
Note: Estimates for Black and Asian youth should be interpreted with caution because of relatively large margins of error.

Active Duty Propensity by Service

FPP10A_Q–FPP10F_Q: In the next few years, how likely is it that you will be serving in any of the following Military Services?

Response options: Definitely, Probably, Probably Not, Definitely Not

% Definitely/Probably



Note: Youth ages 16–21. Estimates are charted to precise values. Labels are rounded to the nearest whole percent.

Source: DoD Youth Poll



☐ = Significant change from previous poll

YATS- Q509–Q513: “Now, I’d like to ask you how likely it is that you will be serving in the [Army, Navy, Marine Corps, Air Force, Coast Guard] in the next few years?”

Youth Poll- FPP10A–FPP10F: “In the next few years, how likely is it that you will be serving in any of the following Military Services?”



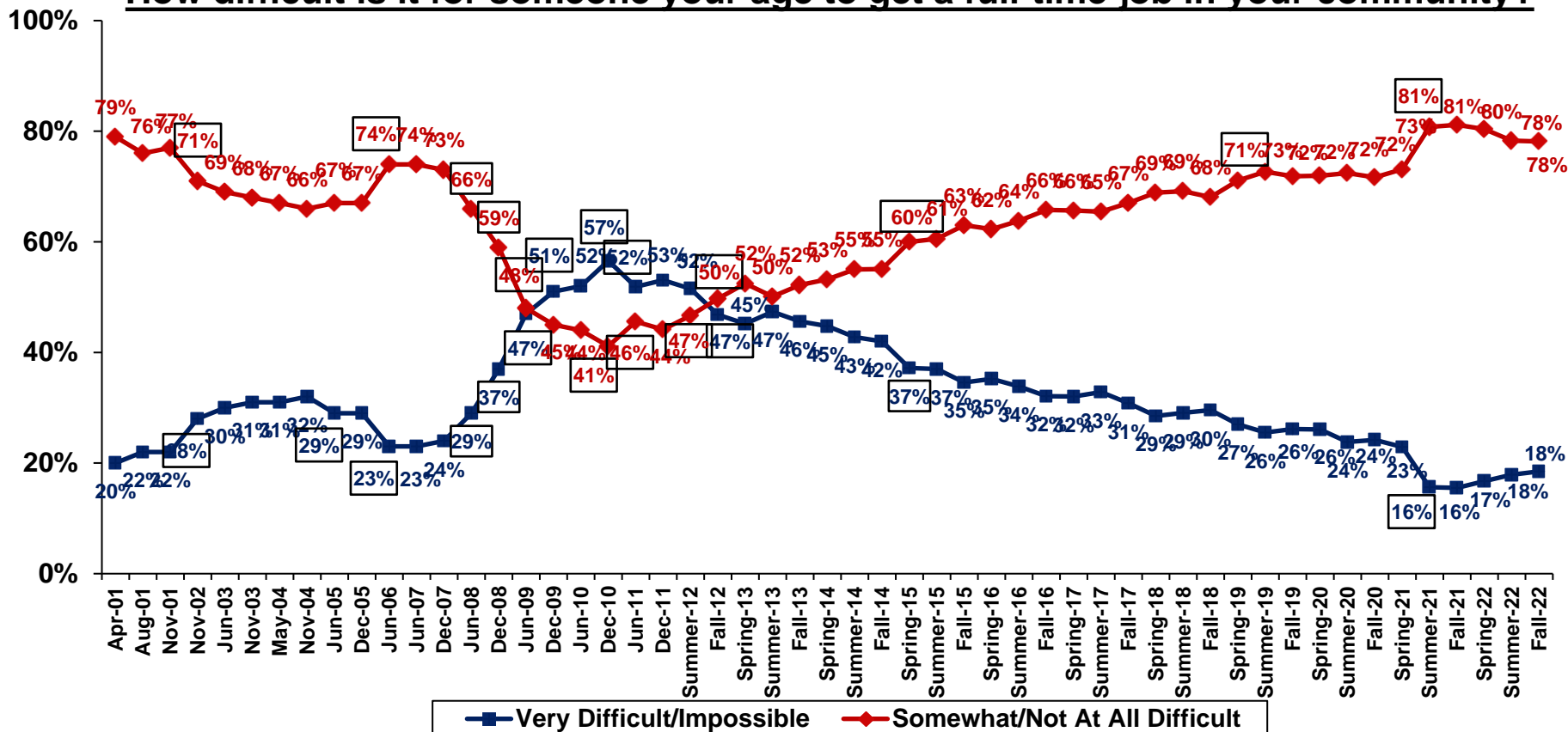
Youth Poll: Economic Conditions

U.S. Military and Economic Conditions

Difficulty of Finding a Job

- Youths' confidence in their ability to get a full-time job within their communities remained stable between Summer and Fall 2022. However, more youth are reporting that it is very difficult or impossible to get a full-time job in their community compared to one year ago.

How difficult is it for someone your age to get a full-time job in your community?



Note: Youth ages 16–21. Estimates are charted to precise values. Labels are rounded to the nearest whole percent.

Source: DoD Youth Poll



☐ = Significant change from previous poll

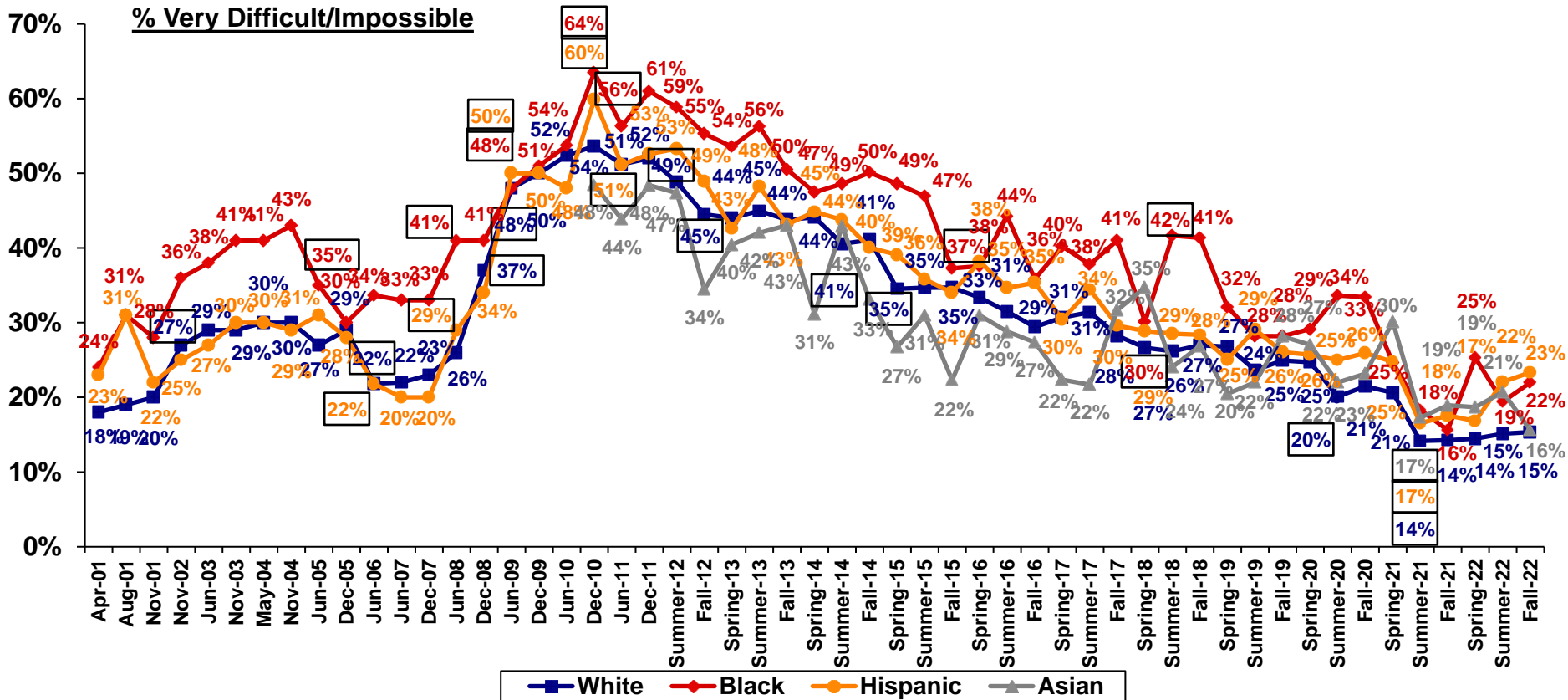
U.S. Military and Economic Conditions

Difficulty of Finding a Job

- Across racial/ethnic groups, youths' perceptions of difficulty finding a full-time job in their community remained stable from Summer 2022 to Fall 2022.

How difficult is it for someone your age to get a full-time job in your community?

% Very Difficult/Impossible



Note: Youth ages 16–21. Estimates are charted to precise values. Labels are rounded to the nearest whole percent.

Source: DoD Youth Poll



☐ = Significant change from previous poll

Note: Estimates for Black and Asian youth should be interpreted with caution because of relatively large margins of error. EMP5: "How difficult is it for someone your age to get a full-time job in your community?"



Backup

Youth Poll Methodology and Sample

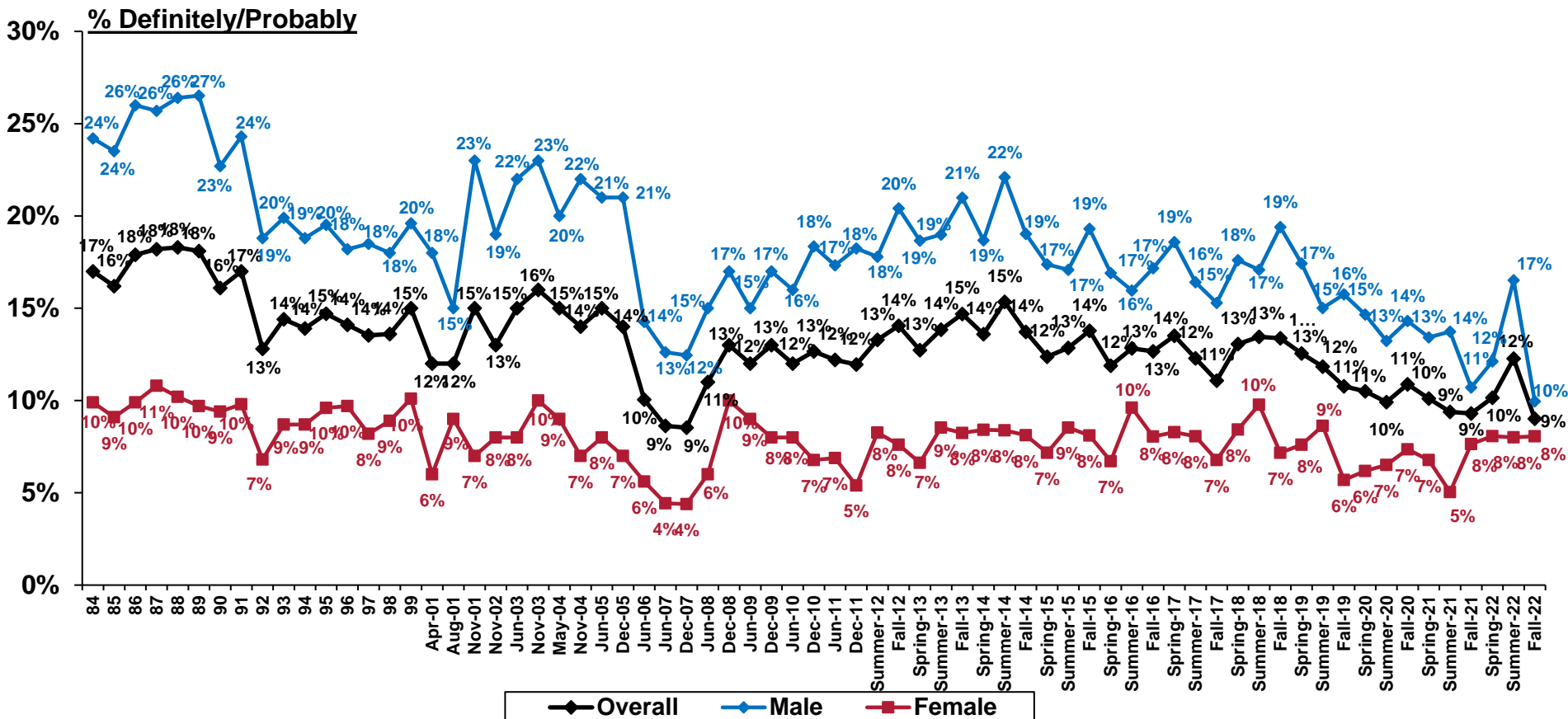
- Mail-based survey fielded from August 29, 2022, to February 28, 2023.
 - A series of five mailings were sent to eight different cohorts semimonthly that invited recipients to participate.
- Final Youth Poll Sample: 4,668 youths ages 16 through 24
 - 3,590 (77%) youths ages 16 through 21—the metrics presented herein focus on this age group.
 - 1,078 (23%) youths ages 22 through 24
- Weighted to reflect the general population on several dimensions:
 - Gender
 - Age
 - Race/Ethnicity
 - Educational attainment
 - Region
- Stratified Random Sample
- Note: Estimates are charted to precise values. Labels are rounded to the nearest whole percent.
- Note: Certain slides provide estimates by race/ethnicity.
 - The December 2010 effort was the first Youth Poll with a sufficiently large enough sample size to report estimates for Asian youth. Asian youth estimates are included only at the overall level and not by gender because of sample size restrictions. The effective sample size for Asian youth is small, and results should be interpreted cautiously.

Historical General Military Propensity

By Gender

FPP9: In the next few years, how likely is it that you will be serving in the Military?

Response options: Definitely, Probably, Probably Not, Definitely Not



Note: Youth ages 16–21. Estimates are charted to precise values. Labels are rounded to the nearest whole percent.

Source: DoD Youth Attitude Tracking Survey (YATS) and Youth Poll

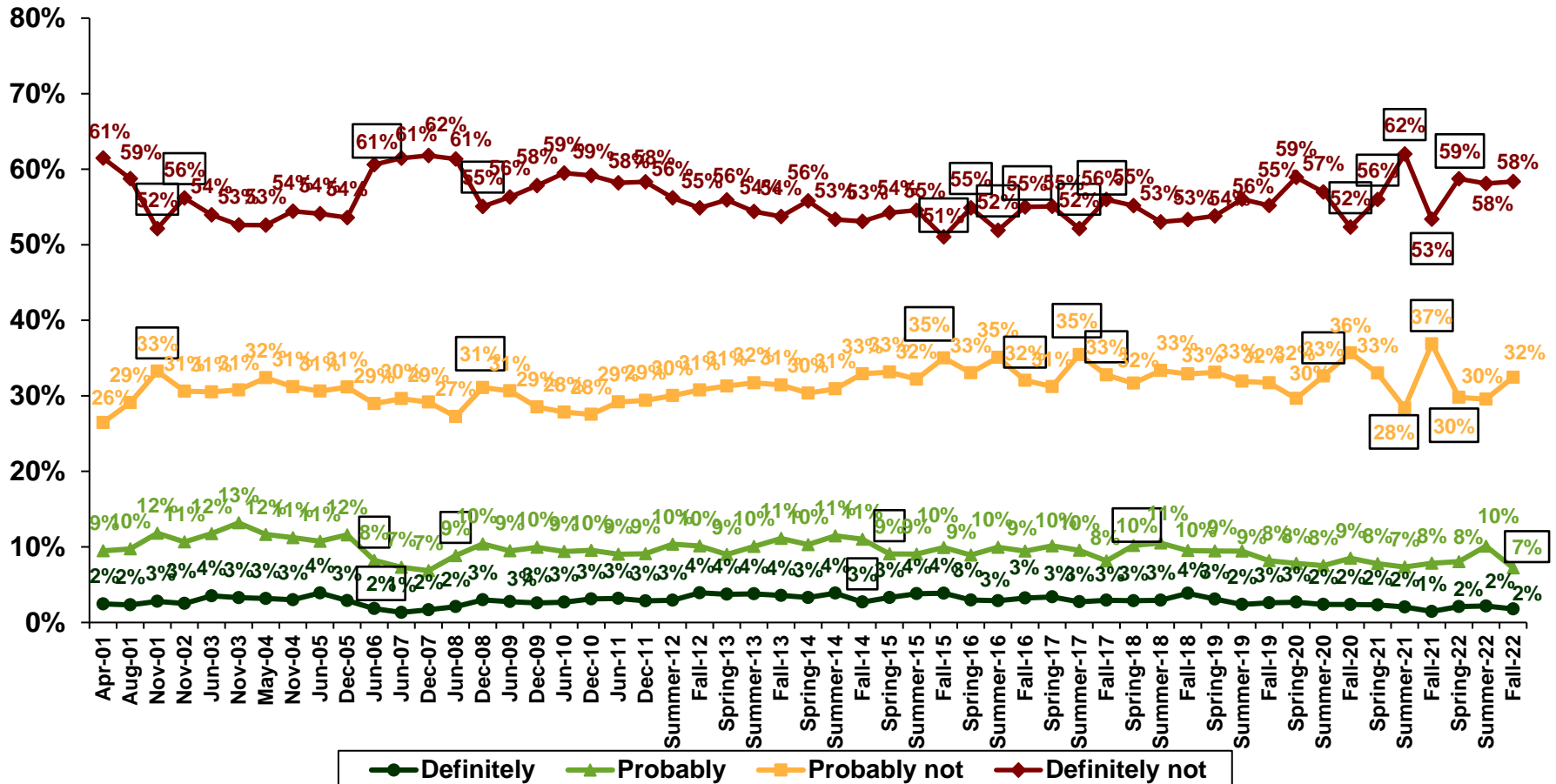


Questions: YATS (Q503)–Jun-10 (FPP9): “Now, I’d like to ask you how likely it is that you will be serving in the Military in the next few years?”
Dec-10–Onwards (FPP9): “In the next few years, how likely is it that you will be serving in the Military?”

General Military Propensity

FPP9: In the next few years, how likely is it that you will be serving in the Military?

Response options: Definitely, Probably, Probably Not, Definitely Not



Note: Youth ages 16–21. Estimates are charted to precise values. Labels are rounded to the nearest whole percent.

Source: DoD Youth Poll



☐ = Significant change from previous poll

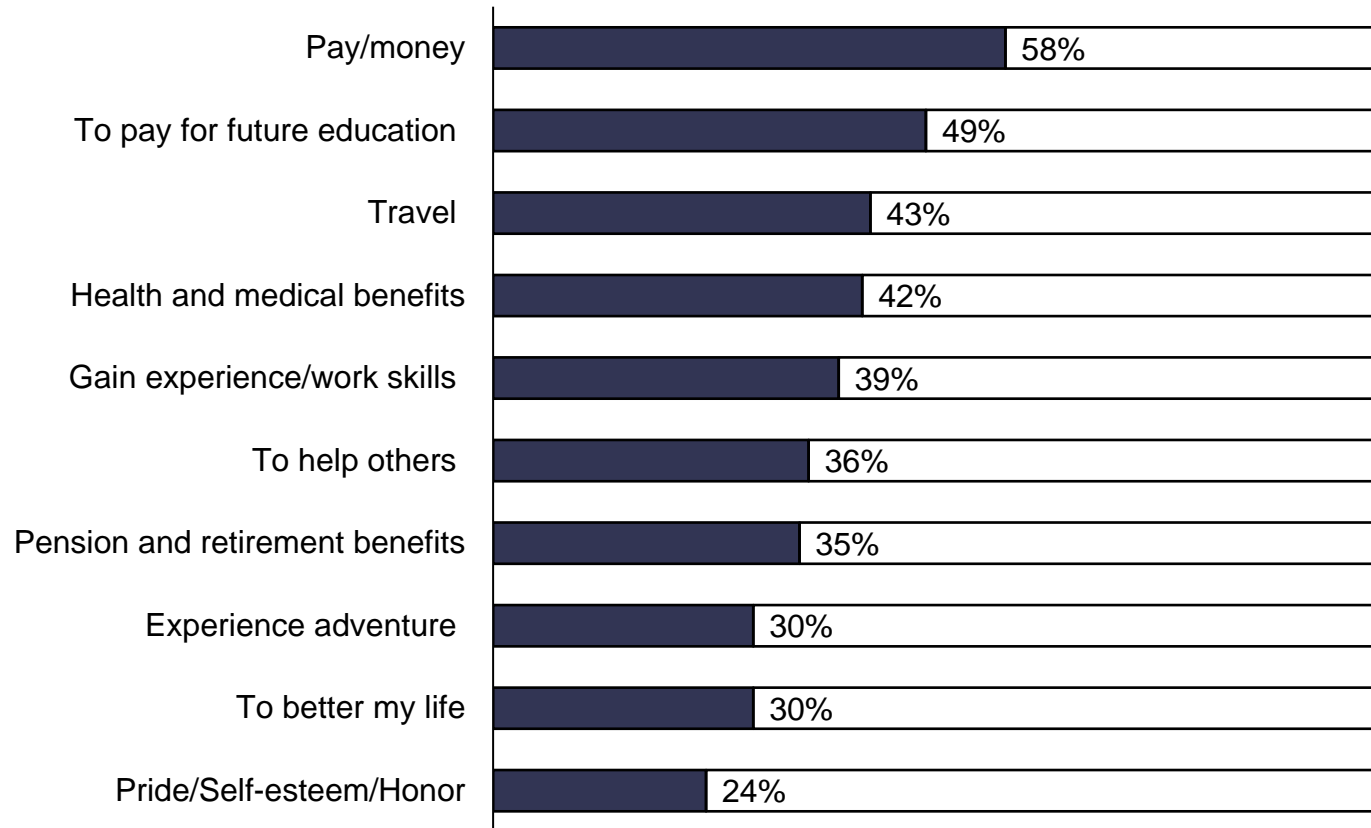
Questions: Apr-01–Jun-10 (FPP9): “Now, I’d like to ask you how likely it is that you will be serving in the Military in the next few years?”
 Dec-10–Onwards (FPP9): “In the next few years, how likely is it that you will be serving in the Military?”

Reasons to Join

RTJ: If you were to consider joining the U.S. Military, what would be the main reason(s)?

Response options: Yes, multiple response

Top 10 Reasons



Note: Youth ages 16–21.

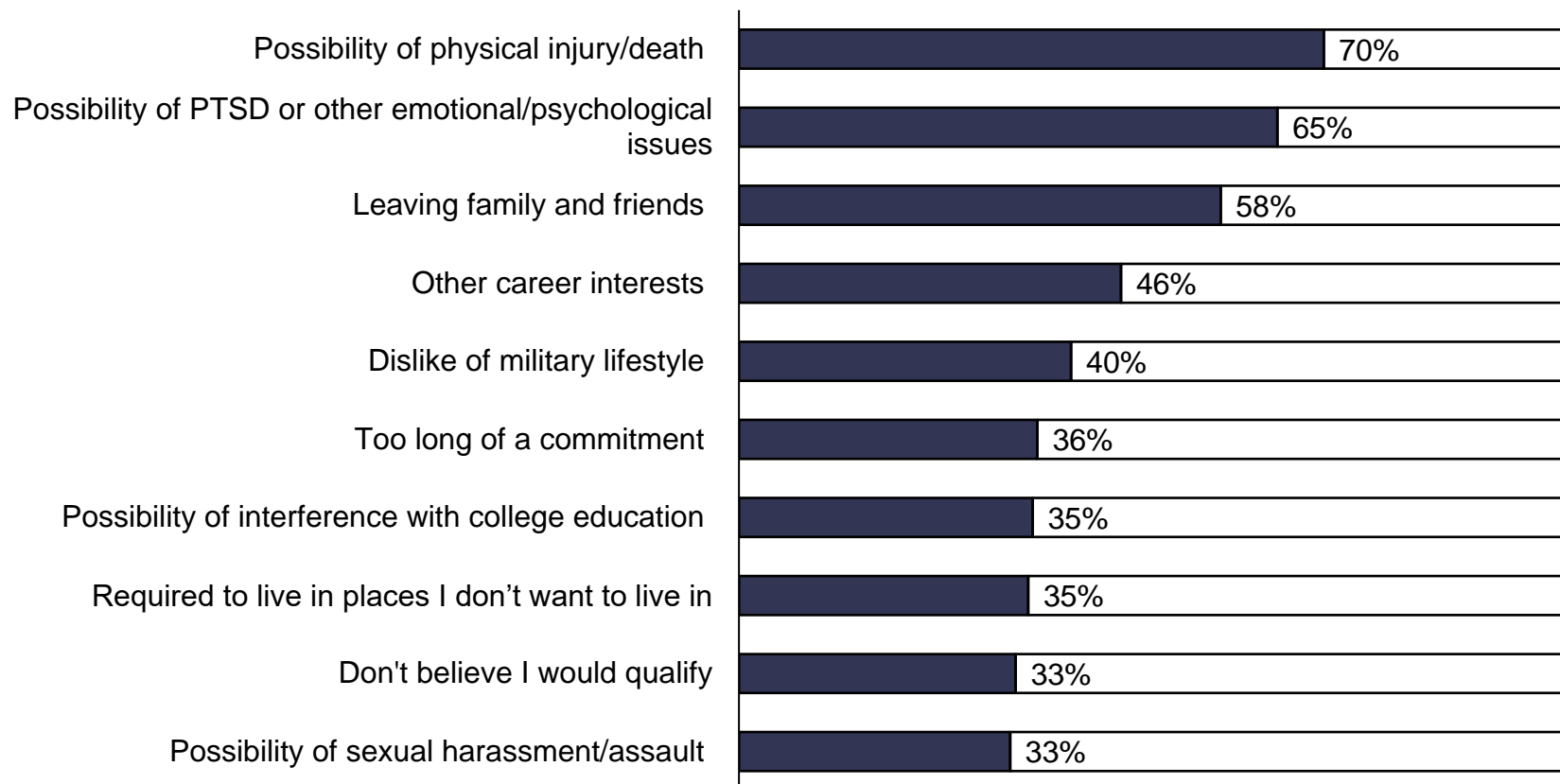
Source: DoD Youth Poll (Fall 2022)

Reasons Not to Join

RNTJ: What would be the main reason(s) why you would NOT consider joining the U.S. Military?

Response options: Yes, multiple response

Top 10 Reasons



Note: Youth ages 16–21.

Source: DoD Youth Poll (Fall 2022)